



1. General Course Information

1.1 Course Details

Course Code:	LDH100
Course Name:	Language Development for Health Care
Trimester:	Trimester 1, 2025
Program:	Foundation Program
Credit Points:	0
Course Coordinator:	Felicity Armstrong
Document modified:	14 January 2025

Course Description

The module is designed to provide students with opportunities to review, develop and practice the English language systems and skills required to successfully participate in an undergraduate degree program.

Successful completion of this module is required to graduate with your Diploma award and progress to your Bachelor.

Assumed Knowledge

There are no prerequisites for this course

1.2 Teaching Team

Your teacher/s can be contacted via email as below:

You will also find their email in the Teacher's tile on your Course Site.

Name	Email
Ashley Gould	Ashley.gould@griffithcollege.edu.au

1.3 Meet with your teacher

Your teacher is available each week to meet outside of normal class times. This is called consultation. Times that your teacher will be available for consultation will be found on the Teacher's tile on your Course Site.

1.4 Timetable

Your timetable is available on the Griffith College Digital Campus at My Apps, Timetable.

1.5 Technical Specifications

All students must have access to a computer or suitable mobile device such as desktop, laptop, or tablet. In addition, up-to-date browser access, a reliable high-speed internet connection with enough upload and download capacity, a webcam and headset including microphone are needed.

2. Aims, Outcomes & Generic Skills

2.1 Course Aims

The module aims to increase confidence using English as the medium of communication in a Nursing context. The module gives a platform to explore concepts and vocabulary particular to specific nursing interactions.



2.2 Learning Outcomes

After successfully completing this course you should be able to:

1. Recognise and effectively use language to assess pain and take patient history
2. Recognise and effectively use language to advise on diet and wound management
3. Recognise and effectively use language to check vital signs and transfer patients
4. Recognise and effectively use language to give bad news and deal with aggressive patients
5. Recognise and effectively use language to discharge patients
6. Understand how your English level rates against exit level requirements

*** NOTE: Students that do not achieve a non-graded pass for the Language Development Module For Health Care 1 (LDH100), will be required to re-enrol in LDH100 in the following trimester. Successful completion of this module is required to progress to LDH200 and to graduate with your Diploma award and progress to your Bachelor.**



2.2 Generic Skills and Capabilities

For further details on the Generic Skills please refer to the [Graduate Generic Skills and Capabilities policy](#).

Griffith College aims to develop graduates who have an open and critical approach to learning and a capacity for lifelong learning. Through engagement in their studies, students are provided with opportunities to begin the development of these and other generic skills.

Studies in this course will give you opportunities to begin to develop the following skills:

Graduate Capabilities and Employability Skills			Focus within this course
Interacting with People	Teamwork		✓
	Communication		✓
	Respect for Culture and Diversity		✓
Readiness for the Workplace	Problem Solving		✓
	Planning and Organisation		✓
	Creativity and Future Thinking		✓



3. Learning Resources

3.1 Required Learning Resources

The text required for this course will be provided in the first week of class. All learning materials necessary will be provided to you via the Learning@Griffith College section of the Griffith College portal.

3.2 Recommended Learning Resources

Swan, M. (2005). *Practical English Usage (3rd ed.)*. Oxford University Press.

3.3 College Support Services and Learning Resources

Griffith College provides many facilities and support services to assist students in their studies. Links to information about support resources that are available to students are included below for easy reference.

- [Digital Library](#) – Databases to which Griffith College students have access to through the Griffith Library Databases.
- [Study Toolbox](#) – there is a dedicated website for this course on the Griffith College Digital Campus.
- [Academic Integrity](#) Griffith College is committed to ensuring academic integrity is understood and maintained by all staff and students. All students learn about academic integrity through engagement with Academic Integrity online modules within the Academic and Professional Studies course.
- [Services and Support](#) provides a range of services to support students throughout their studies including academic advice and assignment help from Student Learning Advisors, and personal and welfare support from Student Counsellors.
- [Jobs and Employment](#) in the Student Hub can assist students with career direction, resume and interview preparation, job search tips, and more.
- [IT Support](#) provides details of accessing support, information on s numbers and internet access and computer lab rules.

3.4 Other Information about your Learning

As you progress from the Foundation program to Diploma studies with Griffith College you will note some changes to the terminology used about your learning. This includes **Before Class** = Learning Content; **Classwork** = Learning Experiences; **Homework** = Learning Activities and **Assessment** = Evidence of Learning. We have therefore included both in the below information.

Preparation and Participation in Learning

You need to prepare before attending your scheduled learning experience. Work through the **Before Class** (Learning Content) prepared by your teacher which is found on the course site. Make sure you complete the **Homework** (Learning Activities) set each week, they are designed to support your learning. Active participation in your learning will enhance your success. Ask questions when something is unclear or when you want to bring some issue to your teacher's attention; respond to questions to test your knowledge and engage in discussion to help yourself and others learn.

Attendance

You are expected to actively engage in all learning experiences which underpin the learning content in this course. Attendance will be recorded by your teacher in each learning experience to ensure you are meeting the requirements of the program you are studying and/or your visa conditions. You are expected to engage with the learning content and learning activities outside of timetabled class times. You are expected to bring all necessary learning resources to class such as the required textbook and /or Workbook.

Consultation Sessions

Teachers offer extra time each week to assist students outside the classroom. This is known as 'consultation time.' You may seek assistance from your teacher on email or in person according to how the teacher has explained this to the class. Attendance during consultation time is optional but you are encouraged to use this extra help to improve your learning outcomes.

Course Learning Materials

Learning materials are made available to you in the course site. The learning materials are arranged in Modules. In each Module you will find **Before Class** (Learning Content), **Classwork** (Learning Experiences), **Homework** (Learning Activities) and **Assessment** (Evidence of Learning). **Before Class** work will be engaged with prior to the scheduled **Classwork** (your weekly class). This will ensure you are prepared for the scheduled class by being aware of the content to be covered and therefore will be able to actively participate in the session. **Homework** (Learning Activities) are accessed after the scheduled session for purposes of review, consolidation of learning, and preparation for **Assessment** (Evidence of Learning Tasks) in the course.

In addition, **Anytime Anywhere** learning material is provided in the course. This learning material provides support, interactive tools and directions for students who occasionally cannot attend the weekly scheduled class (either in person or on Zoom) perhaps due to illness or other commitments. The Anytime Anywhere learning material should also be used in conjunction with before class and homework resources.

Self-Directed Learning

You will be expected to learn independently. This means you must organise and engage with the course content even when you are not specifically asked to do so by your teacher. The weekly guide will be helpful to organise your learning. This involves revising the weekly course learning material and completing the homework activities. It also means you will need to find additional information to evidence your learning beyond that given to you, and to construct your own response to a question or topic. All of this requires careful planning of your time. Expect to spend, on average, at least 10 hours per week including class time for each of your courses.

Program Progression

You are reminded that satisfactory Program Progression requires that attendance in classes is maintained at equal to or greater than 80%, students are engaged in their learning and that GPA is maintained at equal to or greater than 3.5 [please see Griffith College Policy Library - [Program Progression Policy](#) - for more information].






Teacher and Course Evaluation

Your feedback is respected and valued by your teachers. You are encouraged to provide your thoughts on the course and teaching, both positive and critical, directly to your teacher or by completing course and teacher evaluations via Griffith College's evaluation tool whenever these are available.

4. Before Class (Learning Content), Classwork (Learning Experiences) and Homework (Learning Activities) and Assessment (Evidence of Learning)



4.1 Weekly Guide: Learning Content, Learning Experiences and Learning Activities

	Before Class (Learning Content)	Classwork (Learning Experiences)	Homework (Learning Activities)	Assessment (Evidence of Learning)	Learning Outcome
					
Module 1					
1	Pain Assessment and Patient History	S: Functional role play- assessing pain/ Summarising Conditions S: Functional Role Play- Taking patient history	L: Note taking on symptoms G: Open/Closed Questions Describing Pain V: Colloquial language R: Pain Assessment V: Lexis associated with pain L: Taking Medical History R: Comprehension Drug Administration	W: Referral letter 1 R: Comp. Quiz 1	1

2	Dietary Advice and Wound Management	<p>S: Case Study group discussion</p> <p>S: Role play- Giving dietary advice</p> <p>S: Wound management form role play and discussion</p>	<p>S: Giving Dietary Advice</p> <p>V: Colloquial language</p> <p>L: Patient diet history</p> <p>R: Managing dietary needs</p> <p>V: Vocabulary Development</p> <p>L: Wound presentation</p> <p>R: Comprehension- Wound Management</p>	<p>L: Comp. Quiz 1</p> <p>W: Referral Letter 2</p>	2
3	Checking Vital Signs and Transferring Patients	<p>S: Handover Taking vital signs role play</p> <p>S: Role play- deciding equipment to move a patient</p>	<p>L: Taking vital signs</p> <p>V: Colloquial language</p> <p>S: Communication focus</p> <p>R: Monitoring vital signs</p> <p>V: Vocabulary development</p> <p>L: Moving a patient</p> <p>S: Communication focus - request/reassure</p> <p>R: Comprehension- Moving a patient</p>	<p>R: Comp. Quiz 2</p> <p>L: Comp. Quiz 2</p>	3
4	Giving Bad News and Dealing with Aggressive Patients	<p>S: Delivering bad news role play</p> <p>S: Role play dealing with aggressive patients</p>	<p>L: Breaking bad news</p> <p>V: Colloquial language</p> <p>R: Jigsaw reading comp (prep/comm/plan/follow)</p> <p>V: Word building</p> <p>S: Communication focus- appropriacy of delivery</p> <p>L: Dealing with difficult patients</p> <p>R: Types of aggressive patients</p>	<p>W: Referral Letter 3</p> <p>R: Comp. Quiz 3</p>	4
5	Discharge Planning	<p>S: Role play- patient discharge</p>	<p>L: Discharge planning</p> <p>V: Colloquial language</p> <p>R: Reading comp stages of discharge</p> <p>V: Word building</p>	<p>L: Comp. Quiz 3</p> <p>Oral assessment- Role Play</p> <p>Pearson Versant Test</p>	5



5. Assessment (Evidence of Learning)

5.1 Assessment Summary (Evidence of Learning Summary)

	Assessment	Weighting	Learning Outcome	Due Date
1	Reading Quizzes	15%	1,2,3,4,5	Week 2,5,8
2	Listening Quizzes	15%	1,2,3,4,5	Week 3,6, 9
3	Writing Referral	20%	1,2,3,4,5	Week 1,4,7
4	Oral Assessment	20%	1,2,3,4,5,	Week 10
5	Vocabulary Journal	20%	1,2,3,4,5	Weekly
6	Proficiency test/Reflection	10%	6	Final Exam week

5.2 Assessment Task Detail (Evidence of Learning)

You are required to **submit your own work** for marking. All planning, notes and drafts need to be retained so they can be presented to your teacher if requested.

Please note that generative artificial intelligence (GenAI) applications are **not permitted** to be used for assessment content creation, translation or extensive language assistance unless specifically identified in the assessment guidelines. Where permission is given for the use of GenAI applications for assessment content creation, appropriate referencing must occur.

Students should follow all teacher directions about the use of Generative Artificial Intelligence (GenAI) tools in relation to formative and summative assessment tasks (including how to cite GenAI tools, if relevant). It should be noted that Turnitin provides teaching staff with a GenAI percentage indicator as well as an Originality Report which detects plagiarism.

1. Assessment Task 1: Reading Quizzes (15%)

Task Type: Reading Comprehension Quizzes

Due Date: Weeks 2, 5 & 8

Weight: 15%, Each quiz is marked out of: 10

Task Description: These three (3) quizzes can be accessed online and you will have unlimited attempts to answer the questions. Your grade will take an average of all of your attempts. The stimulus will be taken from medical articles. The access to these quizzes will stay open for the nominated amount of time outlined in the course notes. The total of the quizzes is worth 15% of the final grade

Criteria and Marking: Students are assessed on reading comprehension

Submission: online quiz

2. Assessment Task 2: Listening Quizzes (15%)

Task Type: Listening Comprehensive Quizzes

Due Date: Weeks 3, 6 & 9

Weight: 15%, Each quiz is marked out of: 10

Task Description: These three (3) quizzes can be accessed online and you will have unlimited attempts to answer the questions. Your grade will take an average of all of your attempts. The stimulus will be taken from medical articles. The access to these quizzes will stay open for the nominated amount of time outlined in the course notes. The total of the quizzes is worth 15% of the final grade

Criteria and Marking: Students are assessed on listening comprehension

Submission: online quiz

3. Assessment Task 3: Writing Referral (20%)

Task Type: Referral Letter Writing

Due Date: Weeks 1, 4 & 7

Weight: 20%, Each submission is marked out of: 10

Task Description: Over the trimester, you will be required to submit three (3) written referral letters. Each letter requires you to write at least 200 words and your teacher will give you feedback about your language. These tasks will be completed in class under monitored conditions. The total of the writing tasks is worth 20% of the final grade.

Criteria and Marking: Students are assessed on writing effective referral letters

Submission: inclass/monitored

4. Assessment Task 4: Oral Assessment (20%)

Task Type: Speaking Role Play

Due Date: Week 10

Weight: 20%, Marked out of: 25

Task Description: Conducted in the final week, the speaking role play is a one on one task with your teacher. You will have a conversation as a nurse to a patient. You will be given a situation and are required to speak for between 3-5 minutes. The total of the speaking task is worth 20% of the final grade.

Criteria and Marking: Students are assessed on effective spoken communication

Submission: in-person. One-on-one with your teacher.

5. Assessment Task 5: Vocabulary Journal (20%)

Task Type: Vocabulary Building Journal

Due Date: Weekly

Weight: 10%, Marked out of: 8

Task Description: Over the trimester, you will be required to complete eight (8) separate pages of a vocabulary journal (at the back of each week's workbook). You are to choose at least ten (10) words from one of your text books from your other courses and explore the meaning, word family, synonyms, and example sentence to build your vocabulary. Your teacher will check this each week at the start of each class. The total of the vocabulary journal is worth 10% of the final grade.

Criteria and Marking: Students are assessed on expanding new vocabulary through the word family

Submission: email to your teacher.

6. Assessment Task 6: Proficiency test and reflection

Task Type: Proficiency test and reflection

Due Date: Final exam week

Weight: 10%, Marked out of: 10

Length: (at least 150 words)

Task Description: As an indicator of student language progression, students undergo a Pearson Versant English language test during final exam week. Students are to upload the certificate results of this test in addition to a written paragraph reflecting on the results of the test and subsequent action to improve.

Criteria and Marking: Students are awarded 10 out of 10 for submitting proficiency results certification and reflective paragraph

Submission: submit online through submission point.

In order to pass this Course, students must:

A. Attend their LDH100 classes, and

B. Complete assessment items. If you do not complete the assessment items, you cannot be awarded marks.

Note: LDH100 is a non-award course and as such is not included in the calculation of your grade point average (GPA). At the completion of the course you will be awarded either an NP (Non-graded Pass) or an NC (Not

Complete) grade. If you have been required to complete LDH100, receive a NC grade and you have poor academic performance (as outlined in the Program Progression Policy), you will be required to repeat LDH100 the following trimester.

5.3 Late Submission

An Assessment Task submitted after the due date, without an approved extension from the teacher, will be penalised. The standard penalty is the reduction of the mark allocated to the Assessment Task by 5% of the maximum mark applicable for the Assessment Task, for each working day or part working day that the task is late. Assessment tasks submitted more than five working days after the due date are awarded zero marks.

Please refer to the Griffith College website - Policy Library > [Assessment Policy](#) for guidelines and penalties for late submission.

5.4 Other Information about Assessments (Evidence of Learning)

Retention of Originals

You must be able to produce a copy of all work submitted if so requested. Copies should be retained until after the release of final results for the Course.

Requests for extension

To apply for an extension of time for an evidence of learning task, you must submit an [Application for Extension of Assignment](#) form to your teacher at least 24 hours before the date the assignment is due. Grounds for extensions are usually: serious illness, accident, disability, bereavement or other compassionate circumstances and must be able to be substantiated with relevant documentation [e.g. [Griffith College Student Medical Certificate](#)]. Please refer to the Griffith College website – [Policy Library](#) for guidelines regarding extensions and deferred Evidence of Learning Tasks.

Return of Evidence of Learning Tasks

1. Marks awarded for in-trimester evidence of learning tasks, except those being moderated externally with Griffith University, will be available on the course site within fourteen [14] days of the due date. This does not apply to the final evidence of learning task in this course (marks for this task will be provided with the final course result).
2. Students will be advised of their final grade through the Digital Campus. Students can review their final exam papers after student grades have been published. Review of final exam papers will not be permitted after the final date to enrol.
3. Marks for **all** evidence of learning tasks including the final exam (if applicable) will be recorded in the Course Site and made available to students through the Course Site.

The sum of your marks of evidence of learning tasks in this course does not necessarily imply your final grade for the course. Standard grade cut off scores can be varied for particular courses, so you need to wait for the official release of grades to be sure of your grade for this course.

6. Policies & Guidelines

Griffith College Evidence of Learning Tasks-related policies can be found in the [Griffith College Policy Library](#) which include the following policies:

[Assessment Policy](#), [Special Consideration](#), [Deferred Assessment](#), [Alternate Exam Sitings](#), [Medical Certificates](#), [Academic Integrity](#), [Finalisation of Results](#), [Review of Marks](#), [Moderation of Assessment](#), [Turn-it-in Software Use](#). These policies can be accessed within the [Policy Library](#)

Academic Integrity Griffith College is committed to maintaining high academic standards to protect the value of its qualifications. Academic integrity means acting with the values of honesty, trust, fairness, respect and responsibility in learning, teaching and research. It is important for students, teachers, researchers and all staff to act in an honest way, be responsible for their actions, and show fairness in every part of their work. Academic integrity is important for an individual's and the College's reputation.

All staff and students of the College are responsible for academic integrity. As a student, you are expected to conduct your studies honestly, ethically and in accordance with accepted standards of academic conduct. Any form of academic conduct that is contrary to these standards is considered a breach of academic integrity and is unacceptable.

Some students deliberately breach academic integrity standards with intent to deceive. This conscious, pre-meditated form of cheating is considered to be one of the most serious forms of fraudulent academic behaviour, for which the College has zero tolerance and for which penalties, including exclusion from the College, will be applied.

However, Griffith College also recognises many students breach academic integrity standards without intent to deceive. In these cases, students may be required to undertake additional educational activities to remediate their behaviour and may also be provided appropriate advice by academic staff.

As you undertake your studies at Griffith College, your teachers and academic advisors will provide you with guidance to understand and maintain academic integrity; however, it is also your responsibility to seek out guidance if and when you are unsure about appropriate academic conduct.

In the case of an allegation of a breach of academic integrity being made against a student he or she may request the guidance and support of a Griffith College Student Learning Advisor or Student Counsellor.

Please ensure that you are familiar with the Griffith College Academic Integrity Policy; this policy provides an overview of some of the behaviours that are considered breaches of academic integrity, as well as the penalties and processes involved when a breach is identified.

For further information please refer to the Griffith College website - Policy Library > [Academic Integrity Policy](#)

Reasonable Adjustments for Evidence of Learning Tasks – The Disability Services policy

The [Disability Services policy](#) (accessed within the [Policy Library](#)) outlines the principles and processes that guide the College in making reasonable adjustments to Evidence of Learning Tasks for students with disabilities while maintaining academic robustness of its programs.

Risk Assessment Statement

There are no out of the ordinary risks associated with this course.

Copyright © - Griffith College

Note: Griffith College acknowledges content derived from Griffith University in Diploma level courses, as applicable.