



1. General Course Information

1.1 Course Details

Course Code:	1501ENG
Course Name:	Engineering Mechanics
Trimester:	Trimester 2, 2024
Program:	Diploma of Engineering
Credit Points:	10CP
Course Coordinator:	Dr. Andrew Wixted
Document modified:	19/05/2024

Course Description

Engineering Mechanics is both a foundation and a framework for most engineering disciplines. This course provides a basic knowledge of Newtonian mechanics, rigid-body mechanics, elasticity, and structural analysis. In particular, the principles of statics and their applications in engineering, the methods of static analysis, and techniques of engineering computation are expounded. Students are expected not only to acquire a good grasp of the principles but also to develop the computational and analytical skills which are vital in obtaining correct engineering solutions. In practice, a wrong solution can lead to an engineering disaster. This course is designed to enable students to acquire fundamental knowledge in engineering.

Engineering Mechanics is a 10-credit point course within the Diploma of Engineering. The course is situated within the second trimester of the program. The Diploma of Engineering is designed to provide students with a pathway to: further university studies in Engineering and related degrees; or direct employment.

Assumed Knowledge

Students are required to have completed 1018ENG Engineering Science before undertaking this course.

1.2 Teaching Team

Your teacher/s can be contacted via email as below:

You will also find their email in the Teacher's tile on your Course Site.

Name	Email
Andrew Wixted	Andrew.wixted@griffithcollege.edu.au

1.3 Meet with your teacher

Your teacher is available each week to meet outside of normal class times. This is called consultation. Times that your teacher will be available for consultation will be found on the Teacher's tile on your Course Site.

1.4 Timetable

Your timetable is available on the Griffith College Digital Campus at My Apps, Timetable.

1.5 Technical Specifications

All students must have access to a computer or suitable mobile device such as laptop or tablet (mobile phones are not suitable). In addition, up-to-date browser access, a reliable high-speed internet connection with enough upload and download capacity, a webcam and headset including microphone are needed.

2. Aims, Outcomes & Generic Skills

2.1 Course Aims

Engineering mechanics is an elective engineering subject which defines a foundation for most engineering disciplines. This course aims to familiarize students with the principles of static equilibrium by applying Newton's laws to solve engineering problems. Topics include introduction to statics equilibrium of particles and rigid bodies, centre of gravity and centroid, moment of inertia, analysis of truss in 2D, analysis of frames in 3D space, shear forces and bending moment diagrams.



2.2 Learning Outcomes

After successfully completing this course you should be able to:

1. Apply the fundamentals of mechanics to analyse the equilibrium, stability and determinacy of simple systems in 2D and 3D space.
2. Evaluate structural stability and determinacy of 2D trusses and analyse internal forces in trusses.
3. Apply the concepts of sectional properties and internal force characteristics of beams to solve real world engineering problems.



2.3 Graduate Capabilities and Employability Skills

For further details on the Graduate Capabilities and Employability Skills please refer to the [Graduate Generic Skills and Abilities Policy](#).

Griffith College is committed to producing graduates who are able to demonstrate progress toward the development of a number of generic skills / capabilities that will allow them to successfully continue their studies at the tertiary level. This set of skills includes employability related skills that will ensure graduates are capable in the workplace of the future.

Studies in this course will give you opportunities to begin to develop the following skills:

Graduate Capabilities and Employability Skills			Focus within this course
Interacting with People	Teamwork		✓
	Communication		
	Respect for Culture and Diversity		
Readiness for the Workplace	Problem Solving		✓
	Planning and Organisation		
	Creativity and Future Thinking		



3. Learning Resources

3.1 Required Learning Resources

Guan, H. (2016), Engineering Mechanics-Supplementary Material & Workbook, Griffith School of Engineering, Griffith University Gold Coast Campus.

3.2 Recommended Learning Resources

Hibbeler, R.C.(2021).Engineering Mechanics - Statics, Prentice-Hall, N.J., 15th Edition

Meriam, J.L., Kraige, L.G. and Bolton, J.N., (2019) Engineering Mechanics Statics, Wiley, New York, 9th Edition.

Beer, F. P.; Johnston, Jr., E. R.; Flori, Jr, R. E. (2008). Mechanics for Engineers Statics, McGraw Hill, 5 th Edition.

Hulse, R. and Cain, J.A., (2000), Structural Mechanics, Palgrave Macmillan, N.Y., 2nd Edition.

3.3 College Support Services and Learning Resources

Griffith College provides many facilities and support services to assist students in their studies. Links to information about support resources that are available to students are included below for easy reference.

- [Digital Library](#) – Databases to which Griffith College students have access to through the Griffith Library Databases.
- [Study Toolbox](#) – there is a dedicated website for this course on the Griffith College Digital Campus.
- [Academic Integrity](#) - Griffith College is committed to ensuring academic integrity is understood and maintained by all staff and students. All students learn about academic integrity through engagement with Academic Integrity online modules within the Academic and Professional Studies course.
- [Services and Support](#) provides a range of services to support students throughout their studies including academic advice and assignment help from Student Learning Advisors, and personal and welfare support from Student Counsellors.
- [Jobs and Employment](#) in the Student Hub can assist students with career direction, resume and interview preparation, job search tips, and more.
- [IT Support](#) provides details of accessing support, information on s numbers and internet access and computer lab rules.

3.4 Other Information about your Learning

Preparation and Participation in Learning

You need to prepare before attending your scheduled Learning Experience (In Class). Work through the Learning Content (Before Class) prepared by your teacher which is found on the course site. Make sure you complete the Learning Activities (After Class) set each week. Active participation in your learning will enhance your success. Ask questions when something is unclear or when you want to bring some issue to your teacher's attention; respond to questions to test your knowledge and engage in discussion to help yourself and others learn.

Attendance

You are expected to actively engage in all learning experiences which underpin the learning content in this course. Attendance will be recorded by your teacher in each learning experience to ensure you are meeting the requirements of the program you are studying and/or your visa conditions. You are expected to engage with the learning content and learning activities outside of timetabled class times. You are expected to bring all necessary learning resources to class such as the required textbook and /or Workbook.

Consultation Sessions

Teachers offer extra time each week to assist students outside the classroom. This is known as 'consultation time.' You may seek assistance from your teacher by email or in person according to how the teacher has explained this to the class. Attendance during consultation time is optional but you are encouraged to use this extra help to improve your learning outcomes.

Course Learning Materials

Learning materials are made available to you on the course site. The learning materials are arranged in Modules. In each Module you will find Learning Content (Before Class), Learning Experiences (In Class) and Learning Activities (After Class). **Learning Content (Before Class)** will be engaged with prior to the scheduled **Learning Experience (In Class)**. This will ensure you are prepared for the scheduled Learning Experience (In Class) by being aware of the content to be covered and therefore will be able to actively participate in the session. **Learning Activities (After Class)** are accessed after the scheduled session for purposes of review, consolidation of learning, and preparation for the Evidence of Learning Tasks (Assessments) in the course.

Self-Directed Learning

You will be expected to learn independently. This means you must organise and engage with the course Learning Content (Before Class) even when you are not specifically asked to do so by your teacher. The weekly guide (below) will be helpful to organise your learning. This involves revising the weekly course Learning Content (Before Class) and completing the Learning Activities (After Class). It also means you will need to find additional information to evidence your learning beyond that given to you, and to construct your own response to a question or topic. All of this requires careful planning of your time. Expect to spend, on average, at least 10 hours per week including class time for each of your courses.

Program Progression

You are reminded that satisfactory Program Progression requires that attendance in classes is maintained at equal to or greater than 80%, students are engaged in their learning and that GPA is maintained at equal to or greater than 3.5 [please see Griffith College Policy Library - [Program Progression Policy](#) - for more information].

International students enrolled in Language Development Modules (LDM100 / LDM200 or LDH100 / LDH200)

Successful completion of LDM100 and LDM200 or LDH100 and LDH200 is **required** to graduate with your Diploma award and progress to your Bachelor. If you do not achieve non-graded passes for these language modules your progression to your Bachelor will be affected. Please attend all your classes and submit your assessment.






Teacher and Course Evaluation

Your feedback is respected and valued by your teachers. You are encouraged to provide your thoughts on the course and teaching, both positive and critical, directly to your teacher or by completing course and teacher evaluations via Griffith College's evaluation tool whenever these are available.



4. Weekly Guide: Learning Content, Learning Experiences and Learning Activities

The information below lays out how your learning will be organised throughout the trimester:

Week	Learning Content (Before Class)	Learning Experiences (In Class)	Learning Activities (After Class)	Evidence of Learning (Assessment)	Learning Outcome
					
Module 1: Fundamentals of statics (equilibrium, determinacy and stability)					
1	Introduction to Engineering Mechanics, Fundamentals of statics (I) Revise the weekly	Revise the weekly content Practice problem solving questions on statics (I)	Extra practice questions as homework activities	-	1
2	Fundamentals of statics (II)	Revise the weekly content Practice problem solving questions on statics (II)	Extra practice questions as homework activities	-	1
3	Supports and support reactions, determinacy and stability	Revise the weekly content Practice problem solving questions on reactions	Extra practice questions as homework activities	-	1
4	Analysis of forces and moments in three-dimensional space	Revise the weekly content Practice problem solving questions on forces and moments in three-dimensional space	Extra practice questions as homework activities	-	1
Module 2: Analysis and design of 2D trusses					
5	Analysis of trusses (I): determinacy and stability, zero-force members, method of joints	Revise the weekly content Practice problem solving questions on method of joints	Extra practice questions as homework activities	Module 1 Statics Exam	1, 2

6	Analysis of truss (II): Method of sections Working on truss project	Revise the weekly content Practice problem solving questions on method of sections	Truss Project Truss laboratory session	-	2
7	Working on truss project	Revise the weekly content Practice problem solving questions on Trusses	Truss Project	-	2
Module 3: Analysis and design of 2D beams					
8	Centroids, centre of gravity and moments of inertia, Deflection of simply supported beams Revise the weekly	Revise the weekly content Practice problem solving questions on centroids and moments of inertia	Extra practice questions as homework activities	Truss Project	2, 3
9	Beams (I): Shear force and bending moment	Revise the weekly content Practice problem solving questions on shear force and bending moment	Beam project	Module 2 and 3 Statics Exam	3
10	Beams (II): Shear force and bending moment	Revise the weekly content Practice problem solving questions on shear force and bending moment	Extra practice questions as homework activities Beam laboratory session		3
11	Introduction to stress Working on beam project	Revise the weekly content Practice problem solving questions on stress	Beam Project	-	3
12	Revision Module 1, 2 and 3 Extra practice problems	Practice problem solving questions on Module 1, 2 and 3	Beam Project	Beam Project	1, 2, 3



5. Evidence of Learning (Assessment)

5.1 Evidence of Learning Summary

	Evidence of Learning (Assessment)	Weighting	Learning Outcome	Due Date
1	Module 1 Statics quiz	15%	1	Week 5
2	Truss project	20%	2	Week 8 (submit via Turnitin)
3	Module 2 and 3 Statics quiz	15%	2, 3	Week 9
4	Beam project	20%	3	Week 12 (submit via Turnitin)
5	Final Exam – Hurdle 40%	30%	1, 2, 3	Final examination period

5.2 Evidence of Learning Task Detail

You are required to **submit your own work** for marking. All planning, notes and drafts need to be retained so they can be presented to your teacher if requested.

Tools that generate course content or extensively enhance a student's English language capability are not permitted to be used. Web applications such as ChatGPT, Google Translate, Grammarly and Youdao (or equivalent services) are not permitted for outright assessment creation, translation, or extensive language assistance purposes. In addition, Wikipedia, Baidu, Weibo and WeTalk are not permitted to be used.

Students should follow all teacher directions about the use of Generative Artificial Intelligence (Gen-AI) tools in relation to formative and summative assessment tasks (including how to cite Gen-AI tools, if relevant). It should be noted that Turnitin provides teaching staff with a Gen-AI percentage indicator as well as an Originality Report which detects plagiarism.

1. Evidence of Learning Task 1: Mid-Trimester Exam- Quiz 1 (15%)

Task Type: Examination

Due Date: Held in Week 5 as per timetable

Weight: 15%, Marked out of 40

Duration: 2 hrs 10 min

Task Description: The test is comprised of 4 questions, related to the Module 1 (weeks 1 to 4)

Criteria and Marking: Students are assessed on 4 Questions.

2. Evidence of Learning Task 2: Mid-Trimester Exam- Quiz 2 (15%)

Task Type: Examination

Due Date: Held in Week 10 as per timetable

Weight: 15%, Marked out of 30

Task Description: The test is comprised of 5 questions, related to the Module 2 and 3 (weeks 5 to 9).

Duration: 2 hrs 10 min

Criteria and Marking: Students are assessed on 5 Questions

3. Evidence of Learning Task 3: Assignment - Truss Project (20%)

Task Type: Assignment – Written Assignment

Due Date: Week 8, Saturday, 11:59PM

Weight: 20%, Marked out of 20

Task Description: The scope of this assignment includes discussing the purpose, application and structural behavior of trusses and then evaluating a selected truss through analysis and redesign.

Criteria and Marking: Students are assessed on 70% Group work and 30% individual work.

Submission: Turnitin via the course site

4. Evidence of Learning Task 4: Assignment - Beam Project (20%)

Task Type: Assignment – Written Assignment

Due Date: Week 12, Saturday, 11:59PM

Weight: 20%, Marked out of 20

Task Description: The scope of this assignment includes discussing the purpose, application and structural behavior of beams and then evaluating a selected beam through analysis and redesign.

Criteria and Marking: Students are assessed on 70% Group work and 30% individual work

Submission: Turnitin via the course site

5. Evidence of Learning Task 3: Final Examination (30%)

Task Type: Examination

Due Date: Exam Week

Weight: 30%, Marked out of 30

Task Description: The test is comprised of 5 questions, related to the Module 2 and 3 (weeks 5 to 12).

Criteria and Marking: Students are assessed on 5 Questions.

Duration: 3hrs 10 min

Submission: Written exam.

In order to pass this Course, students must

A. Attempt all assessment items and student's overall grade must be above 50%

B. Demonstrate assurance of learning of all learning outcomes through graded Evidence of Learning Tasks.

C. Achieve 40% or more in the Final Exam.

5.3 Late Submission

An Evidence of Learning Task submitted after the due date, without an approved extension from the teacher, will be penalised. The standard penalty is the reduction of the mark allocated to the Evidence of Learning Task by 5% of the maximum mark applicable for the Evidence of Learning Task, for each calendar day that the task is late. Evidence of learning tasks submitted more than seven calendar days after the due date are awarded zero marks.

Please refer to the Griffith College website - Policy Library > [Assessment Policy](#) for guidelines and penalties for late submission.

5.4 Other Information about Evidence of Learning

Retention of Originals

You must be able to produce a copy of all work submitted if so requested. Copies should be retained until after the release of final results for the Course.

Requests for extension

To apply for an extension of time for an evidence of learning task, you must submit an [Application for Extension of Assignment](#) form to your teacher at least 24 hours before the date the assignment is due. Grounds for extensions are usually: serious illness, accident, disability, bereavement or other compassionate circumstances and must be able to be substantiated with relevant documentation [e.g. [Griffith College Student Medical Certificate](#)]. Please refer to the Griffith College website – [Policy Library](#) for guidelines regarding extensions and deferred Evidence of Learning Tasks.

Return of Evidence of Learning Tasks

1. Marks awarded for in-trimester evidence of learning tasks, except those being moderated externally with Griffith University, will be available on the course site within fourteen [14] days of the due date. This does not apply to the final evidence of learning task in this course (marks for this task will be provided with the final course result).
2. Students will be advised of their final grade through the Digital Campus. Students can review their final exam papers after student grades have been published. Review of final exam papers will not be permitted after the final date to enrol.
3. Marks for **all** evidence of learning tasks including the final exam (if applicable) will be recorded in the Course Site and made available to students through the Course Site.

The sum of your marks of evidence of learning tasks in this course does not necessarily imply your final

grade for the course. Standard grade cut off scores can be varied for particular courses, so you need to wait for the official release of grades to be sure of your grade for this course.

6. Policies & Guidelines

Griffith College Evidence of Learning Tasks-related policies can be found in the [Griffith College Policy Library](#) which include the following policies:

[Assessment Policy](#), [Special Consideration](#), [Deferred Assessment](#), [Alternate Exam Sitings](#), [Medical Certificates](#), [Academic Integrity](#), [Finalisation of Results](#), [Review of Marks](#), [Moderation of Assessment](#), [Turn-it-in Software Use](#). These policies can be accessed within the [Policy Library](#)

Academic Integrity Griffith College is committed to maintaining high academic standards to protect the value of its qualifications. Academic integrity means acting with the values of honesty, trust, fairness, respect and responsibility in learning, teaching and research. It is important for students, teachers, researchers and all staff to act in an honest way, be responsible for their actions, and show fairness in every part of their work. Academic integrity is important for an individual's and the College's reputation.

All staff and students of the College are responsible for academic integrity. As a student, you are expected to conduct your studies honestly, ethically and in accordance with accepted standards of academic conduct. Any form of academic conduct that is contrary to these standards is considered a breach of academic integrity and is unacceptable.

Some students deliberately breach academic integrity standards with intent to deceive. This conscious, pre-meditated form of cheating is considered one of the most serious forms of fraudulent academic behaviour, for which the College has zero tolerance and for which penalties, including exclusion from the College, will be applied.

However, Griffith College also recognises many students breach academic integrity standards without intent to deceive. In these cases, students may be required to undertake additional educational activities to remediate their behaviour and may also be provided appropriate advice by academic staff.

As you undertake your studies at Griffith College, your teachers and academic advisors will provide you with guidance to understand and maintain academic integrity; however, it is also your responsibility to seek out guidance if and when you are unsure about appropriate academic conduct.

In the case of an allegation of a breach of academic integrity being made against a student he or she may request the guidance and support of a Griffith College Student Learning Advisor or Student Counsellor.

Please ensure that you are familiar with the Griffith College Academic Integrity Policy; this policy provides an overview of some of the behaviours that are considered breaches of academic integrity, as well as the penalties and processes involved when a breach is identified.

For further information please refer to the Griffith College website - Policy Library > [Academic Integrity Policy](#)

Reasonable Adjustments for Evidence of Learning Tasks –

The [Disability Services Policy](#) (accessed within the [Policy Library](#)) outlines the principles and processes that guide the College in making reasonable adjustments to Evidence of Learning Tasks for students with disabilities while maintaining academic robustness of its programs.

Risk Assessment Statement

There are no out of the ordinary risks associated with this course.

Note: Griffith College acknowledges content derived from Griffith University in Diploma level courses, as applicable.