



1. General Course Information

1.1 Course Details

Course Code:	FND107
Course Name:	Computing Skills
Trimester:	Trimester 1, 2023
Program:	Foundation Program
Credit Points:	10
Course Coordinator:	Shane Trinne
Document modified:	20 December 2022

Course Description

The course is a core course for all streams within the Foundation Program and is designed to provide students with an understanding of the main applications of computers; an appreciation of the role which information processing plays in universities and the wider community; and to build skills in the use of application software (provide the tools required to succeed in a tertiary setting in Australia/ understand and use Word/PowerPoint/Excel).

Assumed Knowledge

There is no assumed knowledge for this course.

1.2 Teaching Team

Your teacher/s can be contacted via email as below:

You will also find their email in the Teacher's tile on your Course Site.

Name	Email
Shane Trinne	shtr@portal.griffithcollege.edu.au
Felicity Armstrong	fear@portal.griffithcollege.edu.au

1.3 Meet with your teacher

Your teacher is available each week to meet outside of normal class times. This is called consultation. Times that your teacher will be available for consultation will be found on the Teacher's tile on your Course Site.

1.4 Timetable

Your timetable is available on the Griffith College Digital Campus at My Apps, Timetable.

1.5 Technical Specifications

All students must have access to a computer or suitable mobile device such as laptop, or tablet (mobile phones are not suitable). In addition, up-to-date browser access, a reliable high-speed internet connection with enough upload and download capacity, a webcam and headset including microphone are needed.

All students must install Microsoft office products on their computers. Griffith College students can access Office365 for Education to install Microsoft Office products on their personal devices.

2. Aims, Outcomes & Generic Skills

2.1 Course Aims

The course aims to provide students with a broad understanding of computers, an acquisition of skills in the main applications of computers, researching techniques and an appreciation of the role of information communication technology (ICT) in society.



2.2 Learning Outcomes

After successfully completing this course, you should be able to:

1. Design creative and functional presentations in Microsoft PowerPoint.
2. Create productive documents and presentations with the efficient formatting of text, images, and tables.
3. Construct spreadsheets using data entry and cell formatting, whilst performing functions to interpret data using Microsoft Excel.
4. Use Microsoft Word to create properly formatted academic documents with a title page, headers and footers, a table of contents and a reference list.



2.3 Graduate Capabilities and Employability Skills

For further details on the Graduate Capabilities and Employability Skills please refer to the [Graduate Generic Skills and Abilities Policy](#).

Griffith College is committed to producing graduates who are able to demonstrate progress toward the development of a number of generic skills / capabilities that will allow them to successfully continue their studies at the tertiary level. This set of skills includes employability related skills that will ensure graduates are capable in the workplace of the future.

Studies in this course will give you opportunities to begin to develop the following skills:

Graduate Capabilities and Employability Skills			Focus within this course
Interacting with People	Teamwork		✓
	Communication		✓
	Respect for Culture and Diversity		
Readiness for the Workplace	Problem Solving		✓
	Planning and Organisation		✓
	Creativity and Future Thinking		✓



3. Learning Resources

3.1 Required Learning Resources

All materials for this course are provided free of charge on the course site.

3.2 Recommended Learning Resources

N/A

3.3 College Support Services and Learning Resources

Griffith College provides many facilities and support services to assist students in their studies. Links to information about support resources that are available to students are included below for easy reference.

- [Digital Library](#) – Databases to which Griffith College students have access to through the Griffith Library Databases.
- [Study Toolbox](#) – there is a dedicated website for this course on the Griffith College Digital Campus.
- [Academic Integrity](#) - Griffith College is committed to ensuring academic integrity is understood and maintained by all staff and students. All students learn about academic integrity through engagement with Academic Integrity online modules within the Academic and Professional Studies course.
- [Services and Support](#) provides a range of services to support students throughout their studies including academic advice and assignment help from Student Learning Advisors, and personal and welfare support from Student Counsellors.
- [Jobs and Employment](#) in the Student Hub can assist students with career direction, resume and interview preparation, job search tips, and more.
- [IT Support](#) provides details of accessing support, information on s numbers and internet access and computer lab rules.

3.4 Other Information about your Learning

As you progress from the Foundation program to Diploma studies with Griffith College you will note some changes to the terminology used about your learning. This includes **Before Class** = Learning Content; **Classwork** = Learning Experiences; **Homework** = Learning Activities and **Assessment** = Evidence of Learning. We have therefore included both in the below information.

Preparation and Participation in Learning

You need to prepare before attending your scheduled learning experience. Work through the **Before Class** (Learning Content) prepared by your teacher which is found on the course site. Make sure you complete the **Homework** (Learning Activities) set each week, they are designed to support your learning. Active participation in your learning will enhance your success. Ask questions when something is unclear or when you want to bring some issue to your teacher's attention; respond to questions to test your knowledge and engage in discussion to help yourself and others learn.

Attendance

You are expected to actively engage in all **Classwork** (Learning Experiences) which underpin the learnings in this course. You are expected to engage with the Before Class work and Homework outside of timetabled class times. This requires you to be an active agent of your learning. You are expected to bring all necessary learning resources to class such as the required textbook and /or Workbook. In addition, you are encouraged to BYOD (bring your own device) to class such as a laptop or tablet. This is not a requirement as computer lab facilities are available on campus, however, the use of such devices in the classroom is encouraged with appropriate and considerate use principles being a priority.

Consultation Sessions

Teachers offer extra time each week to assist students outside the classroom. This is known as 'consultation time.' You may seek assistance from your teacher on email or in person according to how the teacher has explained this to the class. Attendance during consultation time is optional but you are encouraged to use this extra help to improve your learning outcomes.

Course Learning Materials

Learning materials are made available to you in the course site. The learning materials are arranged in Modules. In each Module you will find **Before Class** (Learning Content), **Classwork** (Learning Experiences), **Homework** (Learning Activities) and **Assessment** (Evidence of Learning). **Before Class** work will be engaged with prior to the scheduled **Classwork** (your weekly class). This will ensure you are prepared for the scheduled class by being aware of the content to be covered and therefore will be able to actively participate in the session. **Homework** (Learning Activities) are accessed after the scheduled session for purposes of review, consolidation of learning, and preparation for **Assessment** (Evidence of Learning Tasks) in the course.

In addition, **Missed Class** learning material is provided in the course, providing support, interactive tools and directions for students who occasionally cannot attend the weekly scheduled class (either in person or on Zoom) perhaps due to illness or other commitments. The Missed Class learning material should also be used in conjunction with before class and homework resources.

Self-Directed Learning

You will be expected to learn independently. This means you must organise and engage with the course content even when you are not specifically asked to do so by your teacher. The weekly guide (below) will be helpful to organise your learning. This involves revising the weekly course learning material and completing the homework activities. It also means you will need to find additional information to evidence your learning beyond that given to you, and to construct your own response to a question or topic. All of this requires careful planning of your time. Expect to spend, on average, at least 10 hours per week including class time for each of your courses.

Program Progression

You are reminded that satisfactory Program Progression requires that attendance in classes is maintained at equal to or greater than 80%, students are engaged in their learning and that GPA is maintained at equal to or greater than 3.5 [please see Griffith College Policy Library - [Program Progression Policy](#) - for more information].






Teacher and Course Evaluation

Your feedback is respected and valued by your teachers. You are encouraged to provide your thoughts on the course and teaching, both positive and critical, directly to your teacher or by completing course and teacher evaluations via Griffith College's evaluation tool whenever these are available.



4. Weekly Guide: Before Class (Learning Content), Classwork (Learning Experiences) and Homework (Learning Activities) and Assessment (Evidence of Learning)

The information below lays out how your learning will be organised throughout the trimester:

Week	Before Class (Learning Content)	Classwork (Learning Experiences)	Homework (Learning Activities)	Assessment (Evidence of Learning)	Learning Outcome
					
Module 1: Microsoft PowerPoint					
1	<p>Before Class Vocabulary flash cards and crossword for week 1 vocabulary</p> <p>In Class topics Introduction to Course</p> <p>Introduction to Programs used throughout the Course</p>	<p>Course overview</p> <p>Possible downloading of free software to use throughout the course.</p> <p>Basic activities including opening, saving and finding documents.</p>	<p>Introduction to Course Outline</p> <p>Introduction to Microsoft suite and their Google or Mac equivalents</p>	-	1 & 2
2	<p>Before Class Vocabulary flash cards and crossword for week 2 vocabulary</p> <p>In class topics Creating PowerPoint presentations</p> <p>Entering the information into the software to create a slideshow</p>	<p>Student practice starting PowerPoint presentations, inserting slides, slide design, formatting text, inserting shapes, animations, transitions, and printing a presentation to PDF in Microsoft PowerPoint</p>	<p>Completing Microsoft PowerPoint class activities.</p> <p>Testing students' PowerPoint knowledge gained through practicing PowerPoint exercises in the class</p>	-	1 & 2
3	<p>Before Class Vocabulary flash cards and crossword for week 2 vocabulary</p> <p>In class topics Adding objects and design elements to presentations</p>	<p>Students practice WordArt, SmartArt, tables, charts, slide master, and notes in Microsoft PowerPoint</p>	<p>Completing Microsoft PowerPoint class activities.</p> <p>Testing students' PowerPoint knowledge gained through practicing PowerPoint exercises in the class</p>	-	1 & 2
4	<p>Before Class Revision</p> <p>In class topics Online Assessment</p>	<p>In class exam</p>	<p>Microsoft PowerPoint revision on any aspects of PowerPoint</p>	<p>Online PowerPoint Assessment - 30%</p>	1 & 2

Module 2: Microsoft Word

<p>5</p>	<p>Before Class Vocabulary flash cards and crossword for week 5 vocabulary</p> <p>In class topics Creating a Word document in Microsoft Word</p>	<p>Students practice opening a Word Document, saving, page layout, margins, editing, formatting, page breaks, show/hid feature, numbering, headers, footers, and paragraph style</p>	<p>Completing Microsoft Word document class activates.</p> <p>Testing students' Word document knowledge gained through practicing Word document exercises in the class</p>	<p>-</p>	<p>2 & 4</p>
<p>6</p>	<p>Before Class Vocabulary flash cards and crossword for week 6 vocabulary</p> <p>In class topics Using more Microsoft Word tools to improve a Word document</p>	<p>Students practice tabs, tables, equations, and formatting a newsletter</p>	<p>Completing Microsoft Word document class activates.</p> <p>Testing students' Word Document knowledge gained through practicing Word document exercises in the class</p>	<p>-</p>	<p>2 & 4</p>
<p>7</p>	<p>Before Class Checking your spelling online tutorial</p> <p>In class topics Developing research skills in Microsoft Word</p>	<p>Students practice creating a reference list, a title page, inserting a table of contents, and using word count option</p>	<p>Completing Microsoft Word document class activates.</p> <p>Testing students' Word Document knowledge gained through practicing Word document exercises</p>	<p>-</p>	<p>2 & 4</p>
<p>8</p>	<p>Before Class Revision</p> <p>In class topics Online Assessment</p>		<p>In class assessment for Microsoft Word</p>	<p>Online Word Assessment - 35%</p>	<p>2 & 4</p>

Module 3: Microsoft Excel

<p>9</p>	<p>Before Class Week 9 vocabulary flash cards</p> <p>In class topics Introduction to Microsoft Excel</p>	<p>Students will practice simple cell data input and simple auto sum functions, whilst gaining confidence in basic excel functions</p>	<p>Completing Microsoft Excel introductory activities in class</p>	<p>-</p>	
<p>10</p>	<p>Before Class Online reading “7 weird and fun things you can create with Microsoft Excel”</p> <p>In class topics Using more Microsoft Excel tools to improve a Worksheet</p>	<p>Students practice formatting and absolute cell referencing in Microsoft Excel</p>	<p>Completing Microsoft Excel class activates.</p> <p>Testing students’ Excel knowledge gained through practicing Excel exercises</p>	<p>-</p>	<p>2 & 3</p>
<p>11</p>	<p>Before Class Revision and “test yourself” activities</p> <p>In class topics Developing more practical skills in Microsoft Excel</p>	<p>Students practice page layout, Charts, and printing in Microsoft Excel</p> <p>Revising effective Excel activities to prepare for Excel Assessment in week 12</p>	<p>Completing Microsoft Excel class activates.</p> <p>Excel Revision activities</p>	<p>-</p>	<p>2 & 3</p>
<p>12</p>	<p>Before Class Revision</p> <p>In class topics Online Assessments</p>	<p>Answering students’ questions before the assessments begin</p>	<p>Microsoft Excel in class assessment</p>	<p>Online Excel Assessment - 35%</p>	<p>2 & 3</p>



5. Assessment (Evidence of Learning)

5.1 Assessment Summary (Evidence of Learning Summary)

	Assessment	Weighting	Learning Outcome	Due Date
1	Microsoft PowerPoint assessment	30%	1 & 2	Week 4
2	Microsoft Word assessment	35%	2 & 3	Week 8
3	Microsoft Excel assessment	35%	2 & 4	Week 12

5.2 Assessment Task Detail (Evidence of Learning)

There are 4 items of assessment in the course. To give yourself the best chance of success in this course you are encouraged to submit all 4 pieces of assessment.

Please note that web applications such as ChatGPT, Google Translate, Grammarly and Youdao (or equivalent services) are not permitted for assessment creation, translation, or extensive language assistance purposes. Wikipedia, and Baidu, Weibo and WeTalk are not permitted to be used.

1. Assessment Task 1: PowerPoint Assessment (30%)

Task Type: Online assessment

Due Date: Week 4, class time

Weight: 30%, Marked out of 40

Length: Students have 1 hour to complete the assessment, which has 24 steps.

Task Description: The PowerPoint assessment will take place online in week 4 under supervised and timed conditions. The assessment tests student's skill in the use of Microsoft PowerPoint and contributes 30% to the overall grade. Please note that web applications such as ChatGPT, Google Translate, Grammarly and Youdao (or equivalent services) are not permitted for assessment creation, translation, or extensive language assistance purposes. Wikipedia, and Baidu, Weibo and WeTalk are not permitted to be used.

Criteria and Marking: Students are assessed on their ability to design creative and functional presentations in Microsoft PowerPoint and produce productive presentations with the efficient formatting of text, images, and tables.

Submission: PowerPoint presentations are submitted online via a link on the week 4 course page

2. Assessment Task 2: Word Assessment (35%)

Task Type: Online Assessment

Due Date: Week 8 class time

Weight: 35%, Marked out of 50

Length: Students have 2.5 hours to complete the assessment, which has 12 steps.

Task Description: The Word assessment will take place online in week 8 under supervised and timed conditions. The assessment tests student's skill in the use of Microsoft Word and contributes 35% to the overall grade. Please note that web applications such as ChatGPT, Google Translate, Grammarly and Youdao (or equivalent services) are not permitted for assessment creation, translation, or extensive language assistance purposes. Wikipedia, and Baidu, Weibo and WeTalk are not permitted to be used.

Criteria and Marking: Students are assessed on their ability to create productive documents with the efficient formatting of text, images, and tables, and use Microsoft Word to create properly formatted academic documents with a title page, headers and footers, a table of contents and a reference list.

Submission: Completed Word documents are submitted online via a link on the week 8 course page.

3. Assessment Task 3: Excel Assessment (35%)

Task Type: Online Assessment

Due Date: Week 12 class time

Weight: 35%, Marked out of 50

Length: Students have 1.5 hours to complete the assessment, which has 9 sections

Task Description: The Excel assessment will take place online in week 12 under supervised and timed conditions. The assessment will test student's skill in the use of Microsoft Excel and contributes 35% to the overall grade. Please note that web applications such as ChatGPT, Google Translate, Grammarly and Youdao (or equivalent services) are not permitted for assessment creation, translation, or extensive language assistance purposes. Wikipedia, and Baidu, Weibo and WeTalk are not permitted to be used.

Criteria and Marking: Students are assessed on their ability to create productive documents with the efficient formatting of text, images, and tables, as well as construct spreadsheets using data entry and cell formatting, whilst performing functions to interpret data using Microsoft Excel.

Submission: Completed Excel documents are submitted online via a link in the week 12 course page.

In order to pass this Course, students must:

A. Attempt all assessment items

B. Demonstrate assurance of learning of all learning outcomes through graded Assessment Tasks.

5.3 Late Submission

An Assessment Task submitted after the due date, without an approved extension from the teacher, will be penalised. The standard penalty is the reduction of the mark allocated to the Assessment Task by 5% of the maximum mark applicable for the Assessment Task, for each calendar day that the task is late. Assessment tasks submitted more than seven calendar days after the due date are awarded zero marks.

Please refer to the Griffith College website - Policy Library > [Assessment Policy](#) for guidelines and penalties for late submission.

5.4 Other Information about Assessments (Evidence of Learning)

Retention of Originals

You must be able to produce a copy of all work submitted if so requested. Copies should be retained until after the release of final results for the Course.

Requests for extension

To apply for an extension of time for an evidence of learning task, you must submit an [Application for Extension of Assignment](#) form to your teacher at least 24 hours before the date the assignment is due. Grounds for extensions are usually: serious illness, accident, disability, bereavement or other compassionate circumstances and must be able to be substantiated with relevant documentation [e.g. [Griffith College Student Medical Certificate](#)]. Please refer to the Griffith College website – [Policy Library](#) for guidelines regarding extensions and deferred Evidence of Learning Tasks.

Return of Evidence of Learning Tasks

1. Marks awarded for in-trimester evidence of learning tasks, except those being moderated externally with Griffith University, will be available on the course site within fourteen [14] days of the due date. This does not apply to the final evidence of learning task in this course (marks for this task will be provided with the final course result).
2. Students will be advised of their final grade through the Digital Campus. Students can review their final exam papers after student grades have been published. Review of final exam papers will not be permitted after the final date to enrol.
3. Marks for **all** evidence of learning tasks including the final exam (if applicable) will be recorded in the Course Site and made available to students through the Course Site.

The sum of your marks of evidence of learning tasks in this course does not necessarily imply your final grade for the course. Standard grade cut off scores can be varied for particular courses, so you need to wait for the official release of grades to be sure of your grade for this course.

6. Policies & Guidelines

Griffith College Evidence of Learning Tasks-related policies can be found in the [Griffith College Policy Library](#) which include the following policies:

[Assessment Policy](#), [Special Consideration](#), [Deferred Assessment](#), [Alternate Exam Sitings](#), [Medical Certificates](#), [Academic Integrity](#), [Finalisation of Results](#), [Review of Marks](#), [Moderation of Assessment](#), [Turn-it-in Software Use](#). These policies can be accessed within the [Policy Library](#)

Academic Integrity Griffith College is committed to maintaining high academic standards to protect the value of its qualifications. Academic integrity means acting with the values of honesty, trust, fairness, respect and responsibility in learning, teaching and research. It is important for students, teachers, researchers and all staff to act in an honest way, be responsible for their actions, and show fairness in every part of their work. Academic integrity is important for an individual's and the College's reputation.

All staff and students of the College are responsible for academic integrity. As a student, you are expected to conduct your studies honestly, ethically and in accordance with accepted standards of academic conduct. Any form of academic conduct that is contrary to these standards is considered a breach of academic integrity and is unacceptable.

Some students deliberately breach academic integrity standards with intent to deceive. This conscious, pre-meditated form of cheating is considered to be one of the most serious forms of fraudulent academic behaviour, for which the College has zero tolerance and for which penalties, including exclusion from the College, will be applied.

However, Griffith College also recognises many students breach academic integrity standards without intent to deceive. In these cases, students may be required to undertake additional educational activities to remediate their behaviour and may also be provided appropriate advice by academic staff.

As you undertake your studies at Griffith College, your teachers and academic advisors will provide you with guidance to understand and maintain academic integrity; however, it is also your responsibility to seek out guidance if and when you are unsure about appropriate academic conduct.

In the case of an allegation of a breach of academic integrity being made against a student he or she may request the guidance and support of a Griffith College Student Learning Advisor or Student Counsellor.

Please ensure that you are familiar with the Griffith College Academic Integrity Policy; this policy provides an overview of some of the behaviours that are considered breaches of academic integrity, as well as the penalties and processes involved when a breach is identified.

For further information please refer to the Griffith College website - Policy Library > [Academic Integrity Policy](#)

Reasonable Adjustments for Evidence of Learning Tasks – The Disability Services policy

The [Disability Services policy](#) (accessed within the [Policy Library](#)) outlines the principles and processes that guide the College in making reasonable adjustments to Evidence of Learning Tasks for students with disabilities while maintaining academic robustness of its programs.

Risk Assessment Statement

There are no out of the ordinary risks associated with this course.

Copyright © - Griffith College

Note: Griffith College acknowledges content derived from Griffith University in Diploma level courses, as applicable.