



## 1. General Course Information

### 1.1 Course Details

<b>Course Code:</b>	<b>1502ENG</b>
<b>Course Name:</b>	<b>Engineering Materials</b>
<b>Trimester:</b>	<b>Trimester 2, 2022</b>
<b>Program:</b>	<b>Diploma of Engineering</b>
<b>Credit Points:</b>	10
<b>Course Coordinator:</b>	Martin Luna Juncal
<b>Document modified:</b>	5/05/2022

### Course Description

The course is designed for first year students enrolled in engineering programs. It considers the fundamental properties of metals and non-metallic materials. Students are introduced to the atomic and microstructure of materials and their relationship to mechanical and electrical properties. The course explores the mechanical concepts of stress, strain, elongation, and material failure (including testing) and the phenomenon of electrical conduction.

Engineering Materials is a 10 credit point course within the Diploma of Engineering. The course is situated within the second semester of the program. The Diploma of Engineering is designed to provide students with a pathway to further university studies in Engineering and related degrees; or direct employment.

### Assumed Knowledge

There are no prerequisites for this course.

## 1.2 Teaching Team

Your teacher/s can be contacted via email as below:

You will also find their email in the Teacher's tile on your Course Site.

Name	Email
Martin Luna Juncal	<a href="mailto:martin.lunajuncal@staff.griffithcollege.edu.au">martin.lunajuncal@staff.griffithcollege.edu.au</a>

## 1.3 Meet with your teacher

Your teacher is available each week to meet outside of normal class times. This is called consultation. Times that your teacher will be available for consultation will be found on the Teacher's tile on your Course Site.

## 1.4 Timetable

Your timetable is available on the Griffith College Digital Campus at My Apps, Timetable.

## 1.5 Technical Specifications

All students must have access to a computer or suitable mobile device such as desktop, laptop, or tablet. In addition, up-to-date browser access, a reliable high-speed internet connection with enough upload and download capacity, a webcam and headset including microphone are needed.

## 2. Aims, Outcomes & Generic Skills

### 2.1 Course Aims

This course aims to provide students with an understanding of the fundamental properties of basic engineering materials such as metals, ceramic, polymeric and composite materials, and their applications to 'real world' engineering problems.



### 2.2 Learning Outcomes

After successfully completing this course you should be able to:

1. Analyse various materials (metals, ceramics, polymers, and composites) in the laboratory environment and present the advantages and limitations of each type of materials when used in a particular application.
2. Consider standard material property tests such as the tensile test and use the provided data to analyse mechanical and elastic properties of various engineering materials.
3. Work independently, or as a team member, to manage materials science and engineering activities and research projects that include the effects of stress, temperature, deterioration, electrical conductivities, and environmental and sustainability issues in engineering materials.



## 2.3 Generic Skills and Capabilities

For further details on the Generic Skills please refer to the [Graduate Generic Skills and Capabilities policy](#).

Griffith College aims to develop graduates who have an open and critical approach to learning and a capacity for lifelong learning. Through engagement in their studies, students are provided with opportunities to begin the development of these and other generic skills.

Studies in this course will give you opportunities to begin to develop the following skills:

Generic Skills and Capabilities		Taught	Practised	Assessed
Acquisition of discipline knowledge and skills with critical judgement		✓	✓	✓
Communication and collaboration		✓	✓	✓
Self-directed and active learning		✓	✓	✓
Creative and future thinking		✓	✓	✓
Social responsibility and ethical awareness		✓	✓	✓
Cultural competence and awareness in a culturally diverse environment			✓	



## 3. Learning Resources

### 3.1 Required Learning Resources

Callister, WD, and Rethwisch, DG. (2018) Materials Science and Engineering: An Introduction 10e, Wiley.

### 3.2 Recommended Learning Resources

Askeland, DR, and Wright WJ. (2016) The Science and Engineering of Materials 7e, Cengage Learning.

### 3.3 College Support Services and Learning Resources

Griffith College provides many facilities and support services to assist students in their studies. Links to information about support resources that are available to students are included below for easy reference.

- [Digital Library](#) – Databases to which Griffith College students have access to through the Griffith Library Databases.
- [Study Toolbox](#) – there is a dedicated website for this course on the Griffith College Digital Campus.
- Academic Integrity - Griffith College is committed to ensuring academic integrity is understood and maintained by all staff and students. All students learn about academic integrity through engagement with Academic Integrity online modules within the Academic and Professional Studies course.
- [Services and Support](#) provides a range of services to support students throughout their studies including academic advice and assignment help from Student Learning Advisors, and personal and welfare support from Student Counsellors.
- [Jobs and Employment](#) in the Student Hub can assist students with career direction, resume and interview preparation, job search tips, and more.
- [IT Support](#) provides details of accessing support, information on s numbers and internet access and computer lab rules.

### 3.4 Other Information about your Learning

#### Preparation and Participation in Learning

You need to prepare before attending your scheduled learning experience. Work through the learning content prepared by your teacher which is found on the course site. Make sure you complete the learning activities set each week, they are designed to support your learning. Active participation in your learning will enhance your success. Ask questions when something is unclear or when you want to bring some issue to your teacher's attention; respond to questions to test your knowledge and engage in discussion to help yourself and others learn.

#### Attendance

You are expected to actively engage in all learning experiences which underpin the learning content in this course. You are expected to engage with the learning content and learning activities outside of timetabled class times. This requires you to be an active agent of your learning. You are expected to bring all necessary learning resources to class such as the required textbook and /or Workbook. In addition, you are encouraged to BYOD (bring your own device) to class such as a laptop or tablet. This is not a requirement as computer lab facilities are available on campus, however, the use of such devices in the classroom is encouraged with appropriate and considerate use principles being a priority.

#### Consultation Sessions

Teachers offer extra time each week to assist students outside the classroom. This is known as 'consultation time.' You may seek assistance from your teacher on email or in person according to how the teacher has explained this to the class. Attendance during consultation time is optional but you are encouraged to use this extra help to improve your learning outcomes.

#### Course Learning Materials

Learning materials are made available to you in the course site. The learning materials are arranged in Modules. In each Module you will find Learning Content, Learning Experiences and Learning Activities. **Learning Content** will be engaged with prior to the scheduled **Learning Experience (your weekly class)**. This will ensure you are prepared for the scheduled Learning Experience by being aware of the content to be covered and therefore will be able to actively participate in the session. **Learning Activities** are accessed after the scheduled session for purposes of review, consolidation of learning, and preparation for the Evidence of Learning Tasks in the course.

In addition, **Anytime Anywhere** learning material is provided in the course. This learning material provides support, interactive tools and directions for students who occasionally cannot attend the weekly scheduled Learning Experience (either in person or on Zoom) perhaps due to illness or other commitments. The Anytime Anywhere learning material should also be used in conjunction with Learning Content and Learning Activities resources.

### Self-Directed Learning

You will be expected to learn independently. This means you must organise and engage with the course learning content even when you are not specifically asked to do so by your teacher. The weekly guide will be helpful to organise your learning. This involves revising the weekly course learning material and completing the learning activities. It also means you will need to find additional information to evidence your learning beyond that given to you, and to construct your own response to a question or topic. All of this requires careful planning of your time. Expect to spend, on average, at least 10 hours per week including class time for each of your courses.

### Program Progression

You are reminded that satisfactory Program Progression requires that attendance in classes is maintained at equal to or greater than 80%, students are engaged in their learning and that GPA is maintained at equal to or greater than 3.5 [please see Griffith College Policy Library - [Program Progression Policy](#) - for more information].






### Teacher and Course Evaluation

Your feedback is respected and valued by your teachers. You are encouraged to provide your thoughts on the course and teaching, both positive and critical, directly to your teacher or by completing course and teacher evaluations via Griffith College's evaluation tool whenever these are available.



## 4. Learning Content, Learning Experiences and Learning Activities

### 4.1. Modules for Learning and Weekly Learning Content, Learning Experiences and Learning Activities

	Learning Content	Learning experiences	Learning activities	Evidence of learning	Learning outcome
					
<b>Module 1: Engineering materials and corresponding structures</b>					
<b>1</b>	Topic 1: Introduction to Materials  Online mini lessons	Practice problem solving questions on classification of materials	Homework activities on classification of materials		1
<b>2</b>	Topic 2: Atomic Structure and Interatomic Bonding  Online mini lessons	Practice problem solving questions on atomic structure	Homework activities on atomic structure  <b>Laboratory session 1a</b>	PROJECT 1: Part A - Materials Characterization & Selection due in lab week 4	1
<b>3</b>	Topic 3: Structure of Crystalline Solids and Imperfections in Solids  Online mini lessons	Practice problem solving questions on crystalline solids;  Preparation for PROJECT 1: Materials Characterization & Selection	Homework activities on crystalline structures;  <b>Laboratory session 1b</b>	PROJECT 1: Part B - Materials Characterization & Selection due in the lab session in week 3	1
<b>Module 2: Mechanical Properties and failures of engineering materials</b>					

<b>4</b>	Topic 4: Mechanical Properties of Metals  Online mini lessons	Practice problem solving questions on mechanical properties  Preparation for PROJECT 1: Materials Characterization & Selection	Homework activities on mechanical properties  <b>Laboratory session 1c</b>	Module Quiz 1: Topics 1, 2 and 3. In week 4 class.	1, 2
<b>5</b>	Topic 5: Failure of Engineering Materials  Online mini lessons	Practice problem solving questions on failure of materials  Preparation for PROJECT 2: Mechanical properties of materials	Homework activities on failure of materials;  <b>Laboratory session 2a</b>	PROJECT 2: Mechanical Properties of Material due in week 9	2
<b>6</b>	Topic 6: Phase Diagrams  Online mini lessons	Practice problem solving questions on phase diagrams  Preparation for PROJECT 2: Mechanical properties of materials	Homework activities on phase diagrams;  <b>Laboratory session 2b</b>		2
<b>7</b>	Topic 7: How to write a literature review  Online mini lessons	Preparation for PROJECT 2: Mechanical properties of materials	Read and review documentation on literature reviews  <b>Laboratory session 2c</b>	Module Quiz 2: Topics 4, 5 and 6. In week 7 class	2
<b>Module 3 Ceramics, Polymers, Composites and some other non-mechanical properties of engineering</b>					
<b>8</b>	Topic 8: Ceramics  Online mini lessons	Practice problem solving questions on ceramics and polymers  Preparation for PROJECT 2: Mechanical properties of materials	Homework activities on ceramics  <b>Laboratory session 2d</b>		3
<b>9</b>	Topic 9: Polymers  Online mini lessons	Practice problem solving questions on ceramics and polymers	Homework activities on polymers;  <b>Laboratory session 3</b>	PROJECT 3: Research on Properties of Materials due Friday week 12.	2
<b>10</b>	Topic 10: Composites  Online mini lessons	Practice problem solving questions on composites;	Homework activities on composites;		2, 3
<b>11</b>	Topic 11: Degradation and Corrosion of Materials and electrical properties  Online mini lessons	Practice problem solving questions on corrosion  Preparation for Project 3 - Research on Properties of Materials	Homework activities on corrosion Homework activities on electrical properties		3
<b>12</b>	Revision	Preparation for Project 3 - Research on Properties of Materials		Module Quiz 3: Topics 8, 9, 10, 11 and 12. In week 12 class.	3

## 4.2. Practical Laboratory Classes

Practical laboratory classes commence in Week 2 and are delivered every week until Week 9. Topics are detailed in 4.1 Learning Experience Simulation Laboratory sessions. Please look out for the timetable details.



## 5. Evidence of Learning

### 5.1 Evidence of Learning Summary

	Evidence of learning	Weighting	Learning outcome	Due Date
1	PROJECT 1: Materials Characterization & Selection	20%	1	Week 3 and 4
2	Modules quizzes	10% (30% total)	1, 2, 3	Week 5, 7, 12
3	PROJECT 2: Mechanical Properties of Material	40%	2	Week 9
4	PROJECT 3: Research of Properties of Materials	10%	3	Week 12

### 5.2 Evidence of Learning Task Detail

#### 1. Evidence of Learning Task 1: Project 1: Materials Characterisation & Selection (20%)

**Task Type:** Presentation; Examination

**Due Date:** Part A – 29/7/2022, Part B – In class week 3

**Weight:** 20%

**Task Description:** Classification of various engineering materials samples video presentation (Part B – worth 10%) and in class test (Part B - worth 10%). Atomic structure, composition, bonding, and properties of common engineering materials are components of this project that students will be required to complete.

**Criteria and Marking:** Correctness of answers will be assessed based on an appropriate marking scheme. Final marks posted on Griffith College portal.

**Submission:** Online quiz/exam, in person speech

#### 2. Evidence of Learning Task 2: Module Quizzes (30%)

**Task Type:** Examination

**Due Date:** Quiz 1 – In class week 5, Quiz 2 – In class week 7, Quiz 3 – In class week 12

**Weight:** 10% each (total 30%)

**Task Description:** Open book module quizzes worth 10% each, will assess the student's knowledge and understanding of the topics covered in the course and the ability to apply that understanding to the solution of practical problems. The module quizzes devised also to test the student's computational skills, as well as the ability to apply that knowledge to engineering design problems. Students will attempt the quiz in class in the designated weeks, however, once open the student has only 60 minutes to submit the quiz. There will be no extensions to this assessment item.

**Criteria and Marking:** Students are required to achieve **at least 40% of combined** modules quizzes, failure in 3/4 will also result in failing the course. Failure to reach to the 40% hurdle results in failing the course. Correctness of answers will be assessed based on an appropriate marking scheme. Final marks posted on Griffith College portal.

**Submission:** Online quiz/exam.

### 3. Evidence of Learning Task 3: PROJECT 2: Mechanical Properties of Materials (40%)

**Task Type:** Assignment – Written Assignment

**Due Date:** 9/9/2022

**Weight:** 40%

**Task Description:** You will be required to produce a Project Report worth 40% investigating various types of materials and their corresponding mechanical properties. During the laboratory sessions in weeks, 5, 6, 7 and 8 tensile tests of various materials (metals, ceramics, polymers, and composite materials) will be demonstrated and the corresponding data needed for Project 2 will be shared.

**Criteria and Marking:** Correctness of answers will be assessed based on an appropriate marking scheme.

Final marks posted on Griffith College portal.

**Submission:** Turnitin via the course site.

### 4. Evidence of Learning Task 4: PROJECT 3: Research on Properties of Materials (10%)

**Task Type:** Assignment – Written Assignment

**Due Date:** 30/9/2022

**Weight:** 10%

**Task Description** In this project, you will be required to conduct a literature review on properties and applications of an engineering material (or a group of materials) on one topic chosen from a set list. The report is worth 10% and should cover the specific aspects and applications of the materials as appropriate to the selected topic.

**Criteria and Marking:** Correctness of answers will be assessed based on an appropriate marking scheme.

Final marks posted on Griffith College portal.

**Submission:** Turnitin via the course site.

In order to pass this Course, students must:

- A. Demonstrate assurance of learning of all learning outcomes through graded Evidence of Learning Tasks.**
- B. Students are required to achieve at least 40% of combined modules quizzes. Failure to reach to the above mentioned 40% hurdle results in failing the course.**

## 5.3 Late Submission

An Evidence of Learning Task submitted after the due date, without an approved extension from the teacher, will be penalised. The standard penalty is the reduction of the mark allocated to the Evidence of Learning Task by 5% of the maximum mark applicable for the Evidence of Learning Task, for each working day or part working day that the task is late. Evidence of learning tasks submitted more than five working days after the due date are awarded zero marks.

Please refer to the Griffith College website - Policy Library > [Assessment Policy](#) for guidelines and penalties for late submission.

## 5.4 Other Information about Evidence of Learning

### Retention of Originals

You must be able to produce a copy of all work submitted if so requested. Copies should be retained until after the release of final results for the Course.

### Requests for extension

To apply for an extension of time for an evidence of learning task, you must submit an [Application for Extension of Assignment](#) form to your teacher at least 24 hours before the date the assignment is due. Grounds for extensions are usually: serious illness, accident, disability, bereavement or other compassionate circumstances and must be able to be substantiated with relevant documentation [e.g. [Griffith College Student Medical Certificate](#)]. Please refer to the Griffith College website – [Policy Library](#) for guidelines regarding extensions and deferred Evidence of Learning Tasks.

## Return of Evidence of Learning Tasks



1. Marks awarded for in-trimester evidence of learning tasks, except those being moderated externally with Griffith University, will be available on the course site within fourteen [14] days of the due date. This does not apply to the final evidence of learning task in this course (marks for this task will be provided with the final course result).
2. Students will be advised of their final grade through the Digital Campus. Students can review their final exam papers after student grades have been published. Review of final exam papers will not be permitted after the final date to enrol.
3. Marks for **all** evidence of learning tasks including the final exam (if applicable) will be recorded in the Course Site and made available to students through the Course Site.

*The sum of your marks of evidence of learning tasks in this course does not necessarily imply your final grade for the course. Standard grade cut off scores can be varied for particular courses, so you need to wait for the official release of grades to be sure of your grade for this course.*

## 6. Policies & Guidelines

Griffith College Evidence of Learning Tasks-related policies can be found in the [Griffith College Policy Library](#) which include the following policies:

[Assessment Policy](#), [Special Consideration](#), [Deferred Assessment](#), [Alternate Exam Sittings](#), [Medical Certificates](#), [Academic Integrity](#), [Finalisation of Results](#), [Review of Marks](#), [Moderation of Assessment](#), [Turn-it-in Software Use](#). These policies can be accessed within the [Policy Library](#)

**Academic Integrity** Griffith College is committed to maintaining high academic standards to protect the value of its qualifications. Academic integrity means acting with the values of honesty, trust, fairness, respect and responsibility in learning, teaching and research. It is important for students, teachers, researchers and all staff to act in an honest way, be responsible for their actions, and show fairness in every part of their work. Academic integrity is important for an individual's and the College's reputation.

All staff and students of the College are responsible for academic integrity. As a student, you are expected to conduct your studies honestly, ethically and in accordance with accepted standards of academic conduct. Any form of academic conduct that is contrary to these standards is considered a breach of academic integrity and is unacceptable.

Some students deliberately breach academic integrity standards with intent to deceive. This conscious, pre-meditated form of cheating is considered to be one of the most serious forms of fraudulent academic behaviour, for which the College has zero tolerance and for which penalties, including exclusion from the College, will be applied.

However, Griffith College also recognises many students breach academic integrity standards without intent to deceive. In these cases, students may be required to undertake additional educational activities to remediate their behaviour and may also be provided appropriate advice by academic staff.

As you undertake your studies at Griffith College, your teachers and academic advisors will provide you with guidance to understand and maintain academic integrity; however, it is also your responsibility to seek out guidance if and when you are unsure about appropriate academic conduct.

In the case of an allegation of a breach of academic integrity being made against a student he or she may request the guidance and support of a Griffith College Student Learning Advisor or Student Counsellor.

Please ensure that you are familiar with the Griffith College Academic Integrity Policy; this policy provides an overview of some of the behaviours that are considered breaches of academic integrity, as well as the penalties and processes involved when a breach is identified.

For further information please refer to the Griffith College website - Policy Library > [Academic Integrity Policy](#)

### **Reasonable Adjustments for Evidence of Learning Tasks – The Disability Services policy**

The [Disability Services policy](#) (accessed within the [Policy Library](#)) outlines the principles and processes that guide the College in making reasonable adjustments to Evidence of Learning Tasks for students with disabilities while maintaining academic robustness of its programs.

This course follows Griffith College and Griffith University Workplace Health and Safety Laboratory guidelines.

The aim of workplace health and safety is to make sure that people do not get sick or injured at the workplace. The legislation dealing with this in Queensland is called the Workplace Health and Safety Act, 1995. Anyone who can affect workplace health and safety has an obligation under this Act.

As a student, you have an obligation to yourself and others to undertake activities in a safe manner. You must follow instructions which are provided for safety. You must not put yourself or anyone else at risk. Care especially needs to be taken when you are performing activities which can affect others. Additional Laboratory Rules if applicable will be available on the course site via the Griffith College Digital Campus.

It is imperative that students follow all health and safety procedures & clinical nursing guidelines, as well as any staff instructions given whilst in the lab.

---

Copyright © - Griffith College

Note: Griffith College acknowledges content derived from Griffith University in Diploma level courses, as applicable.