



1. General Course Information

1.1 Course Details

Course Code:	1701ICT
Course Name:	Creative Coding
Trimester:	Trimester 1, 2022
Program:	Diploma of Information Technology
Credit Points:	10
Course Coordinator:	Dr. Seyedali Mirjalili
Document modified:	06/02/2022

Course Description

Programming I is a 10 credit point course within the Diploma of Information Technology. The course is situated within the first trimester of the program. The Diploma of Information Technology is designed to provide students with a pathway to:

- further university study in Information Technology and related degrees, or
- employment opportunities within the IT industry.

Programming I is the first programming course students encounter in the Diploma of Information Technology. The course introduces modern programming concepts and techniques and provides a foundation for subsequent programming courses within the Diploma of Information Technology. You will learn how to code in a creative context, utilising a practical and hands-on approach, producing generative art, data visualisations, and interactive interfaces.

Assumed Knowledge

There is no prerequisite for 1701ICT. However, please note that 1701ICT is a prerequisite for courses 2002ICT, 2508ICT, 3642ICT and 1802ICT. This means that you need to achieve a Pass or above to progress to any of these courses. If you don't pass the course, you will need to repeat 1701ICT before progressing to 2002ICT, 2508ICT, 3642ICT or 1802ICT.

1.2 Teaching Team

Your teacher/s can be contacted via email as below:

You will also find their email in the Teacher's tile on your Course Site.

Name	Email
Dr. Seyedali Mirjalili	ali.mirjalili@griffithcollege.edu.au

1.3 Meet with your teacher

Your teacher is available each week to meet outside of normal class times. This is called consultation. Times that your teacher will be available for consultation will be found on the Teacher's tile on your Course Site.

1.4 Timetable

Your timetable is available on the Griffith College Digital Campus at My Apps, Timetable.

1.5 Technical Specifications

All students must have access to a computer or suitable mobile device such as desktop, laptop, or tablet. In addition, up-to-date browser access, a reliable high-speed internet connection with enough upload and download capacity, a webcam and headset including microphone are needed.

2. Aims, Outcomes & Generic Skills

2.1 Course Aims

This course introduces practical computer programming concepts and skills through creative ideas and challenges. Students will develop programs that can generate images, animations and sound and learn how to interact with them to change their behaviour. Starting with simple processes, the course will develop students' programming skills by introducing algorithmic techniques for increasingly complex visual and sonic digital projects.



2.2 Learning Outcomes

After successfully completing this course you should be able to:

1. Create interactive programs and solve programming problems using simple and structures programming constructs such as variables, sequence, selection, iteration in JavaScript
2. Understand and apply arrays, event handlers, and visualisations into web pages using JavaScript libraries
3. Construct and test a modular program using functions, objects, and data in JavaScript



2.3 Generic Skills and Capabilities

For further details on the Generic Skills please refer to the [Graduate Generic Skills and Capabilities policy](#).

Griffith College aims to develop graduates who have an open and critical approach to learning and a capacity for lifelong learning. Through engagement in their studies, students are provided with opportunities to begin the development of these and other generic skills.

Studies in this course will give you opportunities to begin to develop the following skills:

Generic Skills and Capabilities		Taught	Practised	Assessed
Acquisition of discipline knowledge and skills with critical judgement		✓	✓	✓
Communication and collaboration		✓	✓	✓
Self-directed and active learning			✓	
Creative and future thinking		✓	✓	✓
Social responsibility and ethical awareness			✓	
Cultural competence and awareness in a culturally diverse environment			✓	



3. Learning Resources

3.1 Required Learning Resources

McCarthy, L., Reas, C., & Fry, B. (2015). Getting Started with P5.js: Making Interactive Graphics in JavaScript and Processing. Maker Media, Inc..

3.2 Recommended Learning Resources

Please refer to the course webpage.

3.3 College Support Services and Learning Resources

Griffith College provides many facilities and support services to assist students in their studies. Links to information about support resources that are available to students are included below for easy reference.

- [Digital Library](#) – Databases to which Griffith College students have access to through the Griffith Library Databases.
- [Study Toolbox](#) – there is a dedicated website for this course on the Griffith College Digital Campus.
- Academic Integrity - Griffith College is committed to ensuring academic integrity is understood and maintained by all staff and students. All students learn about academic integrity through engagement with Academic Integrity online modules within the Academic and Professional Studies course.
- [Services and Support](#) provides a range of services to support students throughout their studies including academic advice and assignment help from Student Learning Advisors, and personal and welfare support from Student Counsellors.
- [Jobs and Employment](#) in the Student Hub can assist students with career direction, resume and interview preparation, job search tips, and more.
- [IT Support](#) provides details of accessing support, information on s numbers and internet access and computer lab rules.

3.4 Other Information about your Learning

Preparation and Participation in Learning

You need to prepare before attending your scheduled learning experience. Work through the learning content prepared by your teacher which is found on the course site. Make sure you complete the learning activities set each week, they are designed to support your learning. Active participation in your learning will enhance your success. Ask questions when something is unclear or when you want to bring some issue to your teacher's attention; respond to questions to test your knowledge and engage in discussion to help yourself and others learn.

Attendance

You are expected to actively engage in all learning experiences which underpin the learning content in this course. You are expected to engage with the learning content and learning activities outside of timetabled class times. This requires you to be an active agent of your learning. You are expected to bring all necessary learning resources to class such as the required textbook and /or Workbook. In addition, you are encouraged to BYOD (bring your own device) to class such as a laptop or tablet. This is not a requirement as computer lab facilities are available on campus, however, the use of such devices in the classroom is encouraged with appropriate and considerate use principles being a priority.

Consultation Sessions

Teachers offer extra time each week to assist students outside the classroom. This is known as 'consultation time.' You may seek assistance from your teacher on email or in person according to how the teacher has explained this to the class. Attendance during consultation time is optional but you are encouraged to use this extra help to improve your learning outcomes.

Course Learning Materials

Learning materials are made available to you in the course site. The learning materials are arranged in Modules. In each Module you will find Learning Content, Learning Experiences and Learning Activities. **Learning Content** will be engaged with prior to the scheduled **Learning Experience (your weekly class)**. This will ensure you are prepared for the scheduled Learning Experience by being aware of the content to be covered and therefore will be able to actively participate in the session. **Learning Activities** are accessed after the scheduled session for purposes of review, consolidation of learning, and preparation for the Evidence of Learning Tasks in the course.

In addition, **Anytime Anywhere** learning material is provided in the course. This learning material provides support, interactive tools and directions for students who occasionally cannot attend the weekly scheduled Learning Experience (either in person or on Zoom) perhaps due to illness or other commitments. The Anytime Anywhere learning material should also be used in conjunction with Learning Content and Learning Activities resources.

Self-Directed Learning

You will be expected to learn independently. This means you must organise and engage with the course learning content even when you are not specifically asked to do so by your teacher. The weekly guide will be helpful to organise your learning. This involves revising the weekly course learning material and completing the learning activities. It also means you will need to find additional information to evidence your learning beyond that given to you, and to construct your own response to a question or topic. All of this requires careful planning of your time. Expect to spend, on average, at least 10 hours per week including class time for each of your courses.

Program Progression

You are reminded that satisfactory Program Progression requires that attendance in classes is maintained at equal to or greater than 80%, students are engaged in their learning and that GPA is maintained at equal to or greater than 3.5 [please see Griffith College Policy Library - [Program Progression Policy](#) - for more information].






Teacher and Course Evaluation

Your feedback is respected and valued by your teachers. You are encouraged to provide your thoughts on the course and teaching, both positive and critical, directly to your teacher or by completing course and teacher evaluations via Griffith College's evaluation tool whenever these are available.



4. Learning Content, Learning Experiences and Learning Activities

4.1. Modules for Learning and Weekly Learning Content, Learning Experiences and Learning Activities

	Learning Content	Learning Experiences	Learning Activities	Evidence of Learning	Learning Outcome
					
Module 1: Simple and structured statements in programming					
1	Introduction to programming, compilers, and IDEs <ul style="list-style-type: none"> Chapter 1 Chapter 2 	In a class, we will learn about programming languages, compilers and IDEs	Weekly activity Online programming game/tutorial		1
2	Variables and drawings <ul style="list-style-type: none"> Chapter 3 Chapter 4 	In a class, we will learn about variables in programming and how to use them to draw something.	Weekly activity Online programming game/tutorial		1, 2
3	Animation and mouse interaction <ul style="list-style-type: none"> Chapter 5 	In a class, we will learn how to animate drawings in p5.js using variables. We also focus on mouse interaction.	Weekly activity Online programming game/tutorial		1, 2

4	Loops, images and strings <ul style="list-style-type: none"> Chapter 7 	In a class, we will learn about loops, images, and strings in p5.js.	Weekly activity Online programming game/tutorial Knowledge-check quiz		1,2
Module 2: Interactive and visual programs					
5	Keyboard interaction and collision detection <ul style="list-style-type: none"> Chapter 5 	In a class, we will learn and practice how to use get user's input via keyboard. We also learn about collision detection between different shapes.	Weekly activity Online programming game/tutorial		1,2
6	Arrays and GUI components <ul style="list-style-type: none"> Chapter 11 	In a class, we will learn how to improve the visual of our interactive applications using GUIs in P5.js	Weekly activity Online programming game/tutorial	Assignment - Problem Solving Assignment 1	1,2
7	Software design and user-defined functions <ul style="list-style-type: none"> Chapter 9 	In a class, we will learn and discuss a broader perspective of software design and modular programming.	Weekly activity Online programming game/tutorial		3
8	Video and Sound – Debugging and Testing <ul style="list-style-type: none"> Chapter 13 	In a class, we will learn and practice how to include audios and videos in our programs. We also learn about software testing.	Weekly activity Online programming game/tutorial		1, 3
9	3D, physics, and particle systems <ul style="list-style-type: none"> Refer to the course webpage 	In a class, we will learn how to create 3D applications	Weekly activity Online programming game/tutorial Knowledge-check quiz		1
Module 3: Construct a modular program using functions, objects, and data					
10	Access and visualise data <ul style="list-style-type: none"> Chapter 12 	In a class, we will learn how to work with data in programming	Weekly activity Online programming game/tutorial		1, 3
11	Object oriented programming 1 <ul style="list-style-type: none"> Chapter 1 	In a class, we will learn about and practice objective oriented programming.	Weekly activity Online programming game/tutorial		3
12	Object oriented programming 2 Revision <ul style="list-style-type: none"> Refer to the course webpage 	In a class, we will learn about and practice advanced objective oriented programming.	Weekly activity Online programming game/tutorial Knowledge-check quiz	Assignment - Problem Solving Assignment 2	3



5. Evidence of Learning

5.1 Evidence of Learning Summary

	Evidence of Learning	Weighting	Learning Outcome	Due Date
1	Assignment 1	40%	1, 2	Week 6
2	Assignment 2	60%	1, 2, 3	Week 12

5.2 Evidence of Learning Task Detail

1. Evidence of Learning Task 1: Assignment 1 (40%)

Task Type: Assignment - Problem Solving Assignment

Due Date: There will be 2 assignment milestones due in weeks 3 and 6

Weight: 40%, Marked out of: 40

Task Description: Produce a wide range of small-size programming solutions for several case studies based on the concepts learned in the first 6 weeks of the course.

Criteria and Marking: Assignment details and marking rubric will be made available through the portal.

Submission: Online submission of source codes

2. Evidence of Learning Task 2: Assignment 2 (60%)

Task Type: Assignment - Problem Solving Assignment

Due Date: There will be 2 assignment milestones due in weeks 9 and 12.

Weight: 60%, Marked out of: 60

Task Description: Produce a wide range of medium-size programming solutions for several case studies based on the concepts learned in the last 6 weeks of the course.

Criteria and Marking: Assignment details and marking rubric will be made available through the portal.

Submission: Online submission of source codes

In order to pass this Course, students must:

A. Attempt all assessment items

B. demonstrate assurance of learning of all learning outcomes through graded Evidence of Learning Tasks.

5.3 Late Submission

An Evidence of Learning Task submitted after the due date, without an approved extension from the teacher, will be penalised. The standard penalty is the reduction of the mark allocated to the Evidence of Learning Task by 5% of the maximum mark applicable for the Evidence of Learning Task, for each working day or part working day that the task is late. Evidence of learning tasks submitted more than five working days after the due date are awarded zero marks.

Please refer to the Griffith College website - Policy Library > [Assessment Policy](#) for guidelines and penalties for late submission.

5.4 Other Information about Evidence of Learning

Retention of Originals

You must be able to produce a copy of all work submitted if so requested. Copies should be retained until after the release of final results for the Course.

Requests for extension

To apply for an extension of time for an evidence of learning task, you must submit an [Application for Extension of Assignment](#) form to your teacher at least 24 hours before the date the assignment is due. Grounds for extensions are usually: serious illness, accident, disability, bereavement or other compassionate circumstances and must be able to be substantiated with relevant documentation [e.g. [Griffith College Student Medical Certificate](#)]. Please refer to the Griffith College website – [Policy Library](#) for guidelines regarding extensions and deferred Evidence of Learning Tasks.

Return of Evidence of Learning Tasks

1. Marks awarded for in-trimester evidence of learning tasks, except those being moderated externally with Griffith University, will be available on the course site within fourteen [14] days of the due date. This does not apply to the final evidence of learning task in this course (marks for this task will be provided with the final course result).
2. Students will be advised of their final grade through the Digital Campus. Students can review their final exam papers after student grades have been published. Review of final exam papers will not be permitted after the final date to enrol.
3. Marks for **all** evidence of learning tasks including the final exam (if applicable) will be recorded in the Course Site and made available to students through the Course Site.

The sum of your marks of evidence of learning tasks in this course does not necessarily imply your final grade for the course. Standard grade cut off scores can be varied for particular courses, so you need to wait for the official release of grades to be sure of your grade for this course.

6. Policies & Guidelines

Griffith College Evidence of Learning Tasks-related policies can be found in the [Griffith College Policy Library](#) which include the following policies:

[Assessment Policy](#), [Special Consideration](#), [Deferred Assessment](#), [Alternate Exam Sitings](#), [Medical Certificates](#), [Academic Integrity](#), [Finalisation of Results](#), [Review of Marks](#), [Moderation of Assessment](#), [Turn-it-in Software Use](#). These policies can be accessed within the [Policy Library](#)

Academic Integrity Griffith College is committed to maintaining high academic standards to protect the value of its qualifications. Academic integrity means acting with the values of honesty, trust, fairness, respect and responsibility in learning, teaching and research. It is important for students, teachers, researchers and all staff to act in an honest way, be responsible for their actions, and show fairness in every part of their work. Academic integrity is important for an individual's and the College's reputation.

All staff and students of the College are responsible for academic integrity. As a student, you are expected to conduct your studies honestly, ethically and in accordance with accepted standards of academic conduct. Any form of academic conduct that is contrary to these standards is considered a breach of academic integrity and is unacceptable.

Some students deliberately breach academic integrity standards with intent to deceive. This conscious, pre-meditated form of cheating is considered to be one of the most serious forms of fraudulent academic behaviour, for which the College has zero tolerance and for which penalties, including exclusion from the College, will be applied.

However, Griffith College also recognises many students breach academic integrity standards without intent to deceive. In these cases, students may be required to undertake additional educational activities to remediate their behaviour and may also be provided appropriate advice by academic staff.

As you undertake your studies at Griffith College, your teachers and academic advisors will provide you with guidance to understand and maintain academic integrity; however, it is also your responsibility to seek out guidance if and when you are unsure about appropriate academic conduct.

In the case of an allegation of a breach of academic integrity being made against a student he or she may

request the guidance and support of a Griffith College Student Learning Advisor or Student Counsellor.

Please ensure that you are familiar with the Griffith College Academic Integrity Policy; this policy provides an overview of some of the behaviours that are considered breaches of academic integrity, as well as the penalties and processes involved when a breach is identified.

For further information please refer to the Griffith College website - Policy Library > [Academic Integrity Policy](#)

Reasonable Adjustments for Evidence of Learning Tasks – The Disability Services policy

The [Disability Services policy](#) (accessed within the [Policy Library](#)) outlines the principles and processes that guide the College in making reasonable adjustments to Evidence of Learning Tasks for students with disabilities while maintaining academic robustness of its programs.

Risk Assessment Statement

There are no out of the ordinary risks associated with this course.

Copyright © - Griffith College

Note: Griffith College acknowledges content derived from Griffith University in Diploma level courses, as applicable.