



## 1. General Course Information

### 1.1 Course Details

<b>Course Code:</b>	<b>LDM200</b>
<b>Course Name:</b>	<b>Language Development Module 2</b>
<b>Trimester:</b>	<b>Trimester 3, 2021</b>
<b>Program:</b>	Language Development
<b>Credit Points:</b>	0
<b>Course Coordinator:</b>	Remy Boccalatte
<b>Document modified:</b>	3 August 2021

### Course Description

The module is designed to provide students with opportunities to review, develop and practice the English language systems and skills required to successfully participate in an undergraduate degree program.

### Assumed Knowledge

There are no prerequisites for this course

### 1.2 Teaching Team

Your teacher can be contacted via the email system on the portal.

Name	Email
Phil Thomas	philip.thomas@staff.griffithcollege.edu.au
Melinda Villamizar	Melinda.villamizar@griffithcollege.edu.au
Brett Cumming	Brett.cumming@griffithcollege.edu.au

## 1.3 Staff Consultation

Your teacher is available each week for consultation outside of normal class times. Times that your teacher will be available for consultation will be found on the Moodle Course Site.

## 1.4 Timetable

Your timetable is available on the Griffith College Portal at Class Timetable in Student and Services.

## 1.5 Technical Specifications

All students must have access to a computer or suitable mobile device.

## 2. Aims, Outcomes & Generic Skills

### 2.1 Course Aims



### 2.2 Learning Outcomes

After successfully completing this course you should be able to:

1. recognise and produce complex sentence structures verbally and written
2. recognise and effectively use noun phrases and nominalisation
3. recognise and effectively use embedded sentence structures and reported speech
4. recognise and effectively use gerund phrases and verb patterns
5. recognise and effectively use phrasal verbs contextually
6. recognise elements of advanced phonology and produce more intelligible spoken communication

**\* NOTE: Students that: do not achieve a non-graded pass for the Language Development 1 (LDM200), will be required to re-enrol in LDM200 in the following trimester.**



## 2.3 Generic Skills and Capabilities

For further details on the Generic Skills please refer to the [Graduate Generic Skills and Capabilities policy](#).

Griffith College aims to develop graduates who have an open and critical approach to learning and a capacity for lifelong learning. Through engagement in their studies, students are provided with opportunities to begin the development of these and other generic skills.

Studies in this course will give you opportunities to begin to develop the following skills:

Generic Skills and Capabilities		Taught	Practised	Assessed
Acquisition of discipline knowledge and skills with critical judgement		✓	✓	✓
Communication and collaboration		✓	✓	✓
Self-directed and active learning		✓	✓	✓
Creative and future thinking		✓	✓	
Social responsibility and ethical awareness		✓	✓	
Cultural competence and awareness in a culturally diverse environment		✓	✓	✓



## 3. Learning Resources

### 3.1 Required Learning Resources

The text required for this course will be provided in the first week of class. All learning materials necessary will be provided to you via the Learning@Griffith College section of the Griffith College portal.

### 3.2 Recommended Learning Resources

Swan, M. (2005). *Practical English Usage* (3<sup>rd</sup> ed.). Oxford University Press.

### 3.3 College Support Services and Learning Resources

The College provides many facilities and support services to assist students in their studies. Links to information about College support resources that are available to students are included below for easy reference.

[Digital Library](#) – Databases to which Griffith College students have access to through the Griffith Library Databases.

MyStudy – there is a dedicated website for this course via MyStudy on the Griffith College Portal.

Academic Integrity - Griffith College is committed to ensuring academic integrity is understood and maintained by all staff and students. All students learn about academic integrity through engagement with the Epigeum to Academic Integrity online modules within the suite of Academic and Professional Studies courses.

Services and Support provides a range of services to support students throughout their studies including academic advice and assignment help from Student Learning Advisors, and personal and welfare support from Student Counsellors.

[Jobs and Employment](#) in the Student Hub can assist students with career direction, resume and interview preparation, job search tips, and more.

[IT Support](#) provides details of accessing support, information on s numbers and internet access and computer lab rules.

### 3.4 Other Information about your Learning

#### **Attendance**

You are expected to actively engage in all learning experiences and learning activities which underpin the learning content in this course. You are expected to engage with the learning content and learning activities outside of timetabled class times. This requires you to be an active agent of your learning. You are expected to bring all necessary learning resources to class such as the required textbook and /or Workbook. In addition, you are encouraged to BYOD (bring your own device) to class such as a laptop or tablet. This is not a requirement as computer lab facilities are available on campus, however, the use of such devices in the classroom is encouraged with appropriate and considerate use principles being a priority.

#### **Preparation and Participation in Learning**

In order to enhance your learning, you need to prepare before participating in the learning experiences. Absorb the learning content and complete the learning activities that are provided online before you attend the scheduled learning experiences. Make sure you complete the learning activities set each week, they are designed to support your learning. Active participation in your learning will enhance your success. Ask questions when something is unclear or when you want to bring some issue to your teachers attention; respond to questions to test your knowledge and engage in discussion to help yourself and others learn.

#### **Consultation Sessions**

Teachers offer extra time each week to assist students outside the classroom. This is known as 'consultation time.' You may seek assistance from your teacher on email or in person according to how the teacher has explained this to the class. Attendance during consultation time is optional but you are encouraged to use this extra help to improve your learning outcomes.

#### **Course Learning Materials**

Learning materials are made available to you in MyStudy on the Griffith College Portal. The learning materials are arranged in Modules. In each Module you will find Learning Content, Learning Experiences and Learning Activities. Learning Content will be engaged with prior to the scheduled Learning Experience (your weekly class). This will ensure you are prepared for the scheduled Learning Experience by being aware of the content to be covered and therefore will be able to actively participate in the session. Learning Activities are accessed after the scheduled session for purposes of review, consolidation of learning, and preparation for the Evidence of Learning tasks (assessment) in the course. In addition, Anytime Anywhere learning material is provided in the course.

This learning material provides support, interactive tools and directions for students who occasionally cannot attend the weekly scheduled Learning Experience (either in person or on Zoom) perhaps due to illness or other commitments. The Anytime Anywhere learning material should also be used in conjunction with Learning Content and Learning Activities resources.

### **Self-Directed Learning**

You will be expected to learn independently. This means you must organise and engage with the course learning content even when you are not specifically asked to do so by your teacher. The weekly guide will be helpful to organise your learning. This involves revising the weekly course learning material and completing the learning activities. It also means you will need to find additional information to evidence your learning (assessment) beyond that given to you, and to construct your own response to a question or topic. All of this requires careful planning of your time. Expect to spend, on average, at least 10 hours per week including class time for each of your courses.

### **Program Progression**

You are reminded that satisfactory Program Progression requires that attendance in classes is maintained at equal to or greater than 80%, and that GPA is maintained at equal to or greater than 3.5 [please see Griffith College Policy Library - [Program Progression Policy](#) - for more information].






### **Teacher and Course Evaluation**

Your feedback is respected and valued by your teacher. You are encouraged to provide your thoughts on the course and teaching, both positive and critical, directly to your teacher or by completing course and teacher evaluations via Griffith College's evaluation tool whenever these are available.



## 4. Learning Content, Learning Experiences and Learning Activities

### 4.1 Modules for Learning and Weekly Learning Content, Learning Experiences and Learning Activities

	Learning Content 	Learning experiences 	Learning activities 	Evidence of learning 	Learning outcome 
	<b>Module</b>				
<b>1</b>	<b>Complex Sentence Structures- Relative Clauses and Participle Clauses</b>	L: Brain Neurons  S: Personality quiz and interview  L: "How to innovate"  S: Group design task	S: Discussing Psychology  G: Relative clauses  L: TED Ass/comprehension - "Neurons that shaped civilisation"  S: Discussing Innovation  G: Participle clauses  W: Reducing clauses- Van Gogh  L: Ted Lecture/comprehension - "The Invention that unlocked"	Gram. Quiz 1 (Relative Clauses)  L&R Comp. 1  Job Ready Portfolio-1 Resume  Gram. Quiz 2 (Participle Clauses)  L&R Comp. 2	<b>1</b>
<b>2</b>	<b>Nominalisation - Noun Phrases and Appositive Phrases</b>	L: "Gender in the workplace"  W: Editing complex text  L: Diversity in the workplace  S: Student interview and appositive summary	S: Gender Bias discussion  G: Nominalisation  W: Morphology- reducing to noun phrases  W: Active to Passive to Nominalised  L: Ted Lecture/comprehension - "Drawing on Humour for Change"	Gram. Quiz 3 (nominalisation)  L&R Comp. 3  Gram. Quiz 4 (appositive phrases)  L&R Comp. 4  Job Ready Portfolio-2 Cover Letter	<b>2</b>

			<p>S: Discussing individual differences</p> <p>G: Appositive phrases</p> <p>L: TED Lecture/comprehension- "Chinese Zodiac Explained"</p>		
<b>3</b>	<i>Embedded Sentence Structures- Reported Speech, Indirect and Embedded Questions</i>	<p>L: Ethics in Business</p> <p>S: Jigsaw student interview- crosschecking ethics</p> <p>L: Job interview questions</p> <p>S: Conducting Interviews</p>	<p>S: Ethical topic discussion</p> <p>G: Reported Speech</p> <p>G: Reported questions/commands/requests</p> <p>L: Ted Lecture/comprehension -"Panama Papers Exposed"</p> <p>S: Discussing Interviews</p> <p>G: Polite Questioning</p> <p>G: Embedded Questions</p> <p>L: Ted Lecture/comprehension - "The Best hire may not have the Perfect Resume"</p>	<p>Gram. Quiz 5 (Reported Speech)</p> <p>L&amp;R Comp. 5</p> <p>Gram. Quiz 6 (Embedded Questions)</p> <p>L&amp;R Comp. 6</p> <p>Job Ready Portfolio-3 Request for Referee</p>	<b>3</b>
<b>4</b>	<b>Verb Patterns- Gerund Phrases and verb patterns</b>	<p>L: Value of Collaboration</p> <p>W/S: Gerunds narrative</p> <p>L: Tips for Public Speaking</p> <p>S: Two minute topics</p>	<p>S: Discussing working together</p> <p>G: Gerund Phrases</p> <p>L: Ted Lecture/comprehension -"Build a Tower, build a team"</p> <p>S: Discussing Public Speaking</p> <p>R: Analysing Verb Patterns</p> <p>V/G: Verb Patterns (ing/ infinitive)</p> <p>L&amp;R: "TED's secret to public speaking"</p>	<p>Gram. Quiz 7 (Gerunds)</p> <p>L&amp;R Comp. 7</p> <p>Gram. Quiz 8 (verb patterns)</p> <p>L&amp;R Comp. 8</p> <p>Job Ready Portfolio-4 LinkedIn Profile</p>	<b>4</b>
<b>5</b>	<b>Phrasal Verbs- Two/Three part Phrasal verbs</b>	<p>L: Hand gestures in different cultures</p>	<p>S: Discussing Body language</p>	<p>Gram. Quiz 9 (phrasal verbs)</p> <p>L&amp;R Comp. 9</p>	<b>5</b>





	<i>and Correlative conjunctions</i>	<p>W/S: Analysing hand gestures with correlative conjunctions</p> <p>L: Social Media Use in business</p> <p>S: Phrasal Verb Dominoes</p>	<p>G: Correlative conjunctions</p> <p>W: Creating similes</p> <p>L&amp;R: Ted Lecture- "The hidden power of smiling"</p> <p>S: Discussing Social media</p> <p>G: Phrasal Verbs extension- Transitive/intransitive</p> <p>L&amp;R: TED Lecture- "The Agony of trying to unsubscribe"</p>	<p>Gram.Quiz 10 (Correlative conjunctions)</p> <p>L&amp;R Comp. 10</p>	
<b>6</b>	<i>Advanced Phonology</i>	<p>S: Using connected speech</p> <p>S: Back to Back conversations</p>	<p>S: Discussing advanced phonology</p> <p>L: Connected speech</p> <p>S: Assimilation/Intrusion/ Elision</p> <p>S: Rhythm patterns</p> <p>Revision</p>	<p>Oral assessment- Mock Job Interview</p>	<b>6</b>





## 5. Evidence of Learning (Evidence of Learning Task Plan)

### 5.1 Evidence of Learning Summary

				
	Evidence of learning	Weighting	Learning outcome	Due Date
1	Work ready Portfolio	20%	1	Fortnightly
2	Grammar Quizzes	20%	1,2,3,4,5	Weekly
3	Vocabulary Journal	20%	1	Weekly
4	Listening and Reading Quizzes	20%	1	Weekly
5	Oral Assessment	20%	6	Week 11/12

### 5.2 Evidence of Learning Task Detail

#### Rationale for Evidence of Learning Tasks

Evidence of Learning Tasks in this course is primarily aimed at assessing English language skills. All evidence of learning task in the Language Development Modules target the building of vocabulary and increasing precision with accuracy of grammatical structures, and to provide opportunity to apply these within other courses in an academic environment. The evidence of learning task is broken down into five (5) equally weighted sections.

Successful completion of LDM200 requires that students:

- \* attend their LDM200 classes, and
- \* complete Evidence of Learning Tasks. If you do not complete the Evidence of Learning Tasks, you cannot be awarded marks.

#### Summary of Evidence of Learning Tasks

##### 1. Weekly Grammar Quizzes:

These quizzes can be accessed online and target the grammar foci for each week. You will have unlimited attempts to answer the questions in the quizzes, and your grade will take an average of all of your attempts. The access to these quizzes will stay open for two weeks as noted in the course notes. The total of the quizzes is worth 20% of the final grade.

##### 2. Weekly Listening and Reading Comprehension and vocabulary

These tasks are also accessed online like the grammar quizzes. You will have a listening task (usually around 10 minutes), accompanied with a script for you to answer comprehension questions and questions about vocabulary. You will have unlimited attempts to answer the questions, and your grade will take an average of all of your attempts. The access to these tasks will stay open two weeks as noted in the course notes. The total of the comprehension tasks is worth 20% of the final grade.

##### 3. Job Ready Portfolio –writing tasks

Over the semester, you will be required to submit four (4) writing tasks online through the course notes. Each task requires you to write at least 150 words and your teacher will give you online feedback about your language. These tasks will only stay open for a period of a few weeks, to allow your teachers to mark effectively. You only get *one* attempt at each task. The total of the writing tasks is worth 20% of the final grade.

##### 4. Oral Assessment

Conducted in week 11/12, the speaking role play is a one on one task with your teacher. You will have a mock job interview for a selected job in your field and are required to speak for between 3-5 minutes. The total of the speaking task is worth 20% of the final grade.

## 5. Vocabulary Building Journal

Over the trimester, you will be required to complete ten (10) separate pages of a vocabulary journal (at the back of the student workbook). You are to choose ten to fifteen (10-15) words from one of your textbooks from your other courses and explore the meaning, word family, synonyms, and example sentence to build your vocabulary. Your teacher will check this each week at the start of each class. The total of the vocabulary journal is worth 20% of the final grade.

**Note:** LDM200 is a non-award course and as such is not included in the calculation of your grade point average (GPA). At the completion of the course you will be awarded either an NP (Non-graded Pass) or an NC (Not Complete) grade. If you have been required to complete LDM200, receive a NC grade and you have poor academic performance (as outlined in the Program Progression Policy), you will be required to repeat LDM200 the following trimester.

## 5.3 Late Submission

An evidence of learning (assessment) task submitted after the due date, without an approved extension from the teacher, will be penalised. The standard penalty is the reduction of the mark allocated to the evidence of learning task by 5% of the maximum mark applicable for the evidence of learning task, for each working day or part working day that the task is late. Evidence of learning items submitted more than five working days after the due date are awarded zero marks.

Please refer to the Griffith College website - Policy Library > [Assessment Policy](#) for guidelines and penalties for late submission.

## 5.4 Other Information about Evidence of Learning

### Retention of Originals

You must be able to produce a copy of all work submitted if so requested. Copies should be retained until after the release of final results for the course.

### Requests for extension

To apply for an extension of time for an evidence of learning item, you must submit an [Application for Extension of Assignment](#) form to your teacher at least 24 hours before the date the assignment is due. Grounds for extensions are usually: serious illness, accident, disability, bereavement or other compassionate circumstances and must be able to be substantiated with relevant documentation [e.g. [Griffith College Student Medical Certificate](#)]. Please refer to the Griffith College website - [Policy Library](#) - for guidelines regarding extensions and deferred assessment.

### Return of Evidence of Learning Items

1. Marks awarded for in-trimester evidence of learning items, except those being moderated externally with Griffith University, will be available on the Student Portal within fourteen [14] days of the due date. This does not apply to the final evidence of learning item in this course (marks for this item will be provided with the final course result).
2. Students will be advised of their final grade through the Student Portal. Students can review their final exam papers after student grades have been published. Review of final exam papers will not be permitted after the final date to enrol.
3. Marks for **all** evidence of learning items including the final exam (if applicable) will be recorded in the Moodle Course Site and made available to students through the Moodle Course Site.

*The sum of your marks of evidence of learning items in this course does not necessarily imply your final grade for the course. Standard grade cut off scores can be varied for particular courses, so you need to wait for the official release of grades to be sure of your grade for this course.*

## 6. Policies & Guidelines

Griffith College assessment-related policies can be found in the [Griffith College Policy Library](#) which include the following policies:

[Assessment Policy](#), [Special Consideration](#), [Deferred Assessment](#), [Alternate Exam Sitings](#), [Medical Certificates](#), [Academic Integrity](#), [Finalisation of Results](#), [Review of Marks](#), [Moderation of Assessment](#), [Turn-it-in Software Use](#). These policies can be accessed within the [Policy Library](#)

**Academic Integrity** Griffith College is committed to maintaining high academic standards to protect the value of its qualifications. Academic integrity means acting with the values of honesty, trust, fairness, respect and responsibility in learning, teaching and research. It is important for students, teachers, researchers and all staff to act in an honest way, be responsible for their actions, and show fairness in every part of their work. Academic integrity is important for an individual's and the College's reputation.

All staff and students of the College are responsible for academic integrity. As a student, you are expected to conduct your studies honestly, ethically and in accordance with accepted standards of academic conduct. Any form of academic conduct that is contrary to these standards is considered a breach of academic integrity and is unacceptable.

Some students deliberately breach academic integrity standards with intent to deceive. This conscious, pre-meditated form of cheating is considered to be one of the most serious forms of fraudulent academic behaviour, for which the College has zero tolerance and for which penalties, including exclusion from the College, will be applied.

However, Griffith College also recognises many students breach academic integrity standards without intent to deceive. In these cases, students may be required to undertake additional educational activities to remediate their behaviour and may also be provided appropriate advice by academic staff.

As you undertake your studies at Griffith College, your teachers and academic advisors will provide you with guidance to understand and maintain academic integrity; however, it is also your responsibility to seek out guidance if and when you are unsure about appropriate academic conduct.

In the case of an allegation of a breach of academic integrity being made against a student he or she may request the guidance and support of a Griffith College Student Learning Advisor or Student Counsellor.

Please ensure that you are familiar with the Griffith College Academic Integrity Policy; this policy provides an overview of some of the behaviours that are considered breaches of academic integrity, as well as the penalties and processes involved when a breach is identified.

For further information please refer to the Griffith College website - Policy Library > [Academic Integrity Policy](#)

### **Reasonable Adjustments for Evidence of Learning Tasks – The Disability Services policy**

The [Disability Services policy](#) (accessed within the [Policy Library](#)) outlines the principles and processes that guide the College in making reasonable adjustments to evidence of learning tasks for students with disabilities while maintaining academic robustness of its programs.

### **Risk Assessment Statement**

There are no out of the ordinary risks associated with this course.

---

Copyright © - Griffith College

Note: For all Diploma level programs, Griffith College acknowledges content derived from Griffith University.