



1. General Course Information

1.1 Course Details

Course Code:	1301ENG
Course Name:	Electric Circuits
Trimester:	Trimester 1, 2021
Program:	Diploma of Engineering
Credit Points:	10
Course Coordinator:	Dr James A. Kirkup
Document modified:	26 January 2021

Course Description

Electric Circuits is a 10 credit point course within the Diploma of Engineering. The course is situated within the second semester of the program. The Diploma of Engineering is designed to provide students with a pathway to:

- * further university studies in Engineering and related degrees; or
- * direct employment.

This course introduces students to four fundamental engineering concepts related to electrical and electronic engineering: storage of electrical energy and transport of an electrical charge, interconnection of passive components to make small or large systems, operation of systems under conditions of constant electrical load or excitation, and the operation of systems under conditions of variable electrical load or excitation. The concepts are studied using the physical processes within the components and circuits of electrical systems in a practical context. The fundamental rules used to analyse electrical circuits are also covered in the course.

Assumed Knowledge

1018ENG Engineering Science is a prerequisite for this course and must be completed successfully before you can be eligible to undertake this course.

1.2 Teaching Team

Your lecturer/tutor can be contacted via the email system on the portal.

Name	Email
Dr James A. Kirkup	james.kirkup@staff.griffithcollege.edu.au

1.3 Staff Consultation

Your lecturer/tutor is available each week for consultation outside of normal class times. Times that your lecturer/tutor will be available for consultation available on the Course Moodle site.

1.4 Timetable

Your timetable is available on the Griffith College Portal at Class Timetable in Student and Services.

1.5 Technical Specifications

All students must have access to a computer or suitable mobile device.

2. Aims, Outcomes & Generic Skills

2.1 Course Aims

To introduce students to the basic principles and practice of electrical and electronic engineering concepts that apply to the behaviour of electric circuits. In the process, the course will introduce mathematical models and physical processes.

Engineering practice involves the detection and measurement of various engineering and physical properties. As most detection and measurement systems are currently electrical and/or electronic in nature, knowledge of the fundamental principles of electric circuits is essential for all engineers.



2.2 Learning Outcomes

After successfully completing this course you should be able to:

1. Apply theoretical laws and frameworks to simple circuits and understand the purpose and use of simple circuit components, devices and signal sources;
2. Apply DC Response analysis on simple circuits and components and safely use electronic laboratory instruments for the measurement of various electrical parameters including, voltage, current, resistance and power;
3. Apply AC Response analysis on simple circuits and components and design basic electrical circuits using web-based circuit simulation software then author technical reports on these projects;
4. Explain the principles of generation, distribution and safety systems of electrical power.



2.3 Generic Skills and Capabilities

For further details on the Generic Skills please refer to the Graduate Generic Skills and Capabilities policy.

Griffith College aims to develop graduates who have an open and critical approach to learning and a capacity for lifelong learning. Through engagement in their studies, students are provided with opportunities to begin the development of these and other generic skills.

Studies in this course will give you opportunities to begin to develop the following skills:

Generic Skills and Capabilities		Taught	Practised	Assessed
Acquisition of discipline knowledge and skills with critical judgement		✓	✓	✓
Communication and collaboration			✓	✓
Self-directed and active learning		✓	✓	✓
Creative and future thinking		✓	✓	✓
Social responsibility and ethical awareness		✓	✓	✓
Cultural competence and awareness in a culturally diverse environment			✓	



3. Learning Resources

3.1 Required Learning Resources

Boylestad, Robert, L., 2016 Introductory Circuit Analysis, Global Edition, 13/E, Pearson Education, ISBN-10: 1292098953, ISBN-13: 9781292098951.

Secondary (Optional)

Hambley, A.R., (2017) Electrical Engineering: Principles & Applications, 7/E (5th Edition or greater acceptable) Pearson Education, United States, ISBN-13: 9780134484143.

3.2 Recommended Learning Resources

Additional learning resources can be found on the 1301ENG Electric Circuits course site.

3.3 College Support Services and Learning Resources

The College provides many facilities and support services to assist students in their studies. Links to information about College support resources that are available to students are included below for easy reference.

[Digital Library](#) – Databases to which Griffith College students have access to through the Griffith Library Databases.

MyStudy – there is a dedicated website for this course via MyStudy on the Griffith College Portal.

[Academic Integrity Tutorial](#) - this tutorial helps students to understand what academic integrity is and why it matters. You will be able to identify types of breaches of academic integrity, understand what skills you will need in order to maintain academic integrity, and learn about the processes of referencing styles.

Services and Support provides a range of services to support students throughout their studies including academic advice and assignment help from Student Learning Advisors, and personal and welfare support from Student Counsellors.

[Jobs and Employment](#) in the Student Hub can assist students with career direction, resume and interview preparation, job search tips, and more.

[IT Support](#) provides details of accessing support, information on s numbers and internet access and computer lab rules.

3.4 Other Information about your Learning

Attendance

You are expected to actively engage in all learning experiences and learning activities which underpin the learning content in this course. You are expected to engage with the learning content and learning activities outside of timetabled class times. This requires you to be an active agent of your learning. You are expected to bring all necessary learning resources to class such as the required textbook and /or Workbook. In addition, you are encouraged to BYOD (bring your own device) to class such as a laptop or tablet. This is not a requirement as computer lab facilities are available on campus, however, the use of such devices in the classroom is encouraged with appropriate and considerate use principles being a priority.

Preparation and Participation in Learning

In order to enhance your learning, you need to prepare before participating in the learning experiences. Absorb the learning content and complete the learning activities that are provided online before you attend the scheduled learning experiences. Make sure you complete the learning activities set each week; they are designed to support your learning. Active participation in your learning will enhance your success. Ask questions when something is unclear or when you want to bring some issue to your lecturer or tutor's attention; respond to questions to test your knowledge and engage in discussion to help yourself and others learn.

Consultation Sessions

Teachers offer extra time each week to assist students outside the classroom. This is known as 'consultation time.' You may seek assistance from your teacher on email or in person according to how the teacher has explained this to the class. Attendance during consultation time is optional but you are encouraged to use this extra help to improve your learning outcomes.

Course Learning Materials

Learning materials are made available to you in MyStudy on the Griffith College Portal. The learning materials are arranged in Modules. In each Module you will find the learning content, learning activities and learning experiences. Actively working your way through these course learning materials together with your lecturer or tutor will prepare you to succeed when completing the evidence of learning (assessment).

Self-Directed Learning

You will be expected to learn independently. This means you must organise and engage with the course learning content even when you are not specifically asked to do so by your lecturer or tutor. The weekly guide will be helpful to organise your learning. This involves revising the weekly course learning material and completing the learning activities. It also means you will need to find additional information to evidence your learning (assessment) beyond that given to you, and to construct your own response to a question or topic. All of this requires careful planning of your time. Expect to spend, on average, at least 10 hours per week including class time for each of your courses.

Program Progression

You are reminded that satisfactory Program Progression requires that attendance in classes is maintained at equal to or greater than 80%, and that GPA is maintained at equal to or greater than 3.5 [please see Griffith College Policy Library - [Program Progression Policy](#) - for more information].






Teacher and Course Evaluation

Your feedback is respected and valued by your lecturers and tutors. You are encouraged to provide your thoughts on the course and teaching, both positive and critical, directly to your lecturer and tutor or by completing course and lecturer evaluations via Griffith College's evaluation tool whenever these are available.



4. Learning Content, Learning Activities and Learning Experiences

4.1 Modules for Learning and Weekly Learning Content, Learning Activities and Learning Experience





	Learning Content 	Learning experiences 	Learning activities 	Evidence of learning 	Learning outcome 
Module 1: Introductory Electrical Concepts					
1	Introductory Concepts Online mini lessons	Practice problem solving questions.	Homework Activities		1
2	Basic Electrical Concepts Online mini lessons	Practice problem solving questions. Preparation for PROJECT 1: Light Sensitivity Switch.	Homework Activities Scaffolding Lab 1	Mini Weekly Assignment PROJECT 1: Light Sensitivity Switch (due in week 6)	1
3	Resistive Circuits Online mini lessons	s. Practice problem solving questions. Computer Lab	Homework Activities	Mini Weekly Assignment.	1
Module 2: DC Response to RLC Circuits					
4	Capacitance Online mini lessons	s. Practice problem solving questions. Computer Lab	Homework Activities	Mini Weekly Assignment.	2
5	Inductance Online mini lessons	s. YouTube Video. Practice problem solving questions. Computer Lab	Homework Activities	Mini Weekly Assignment.	2
6	DC RLC Circuits Online mini lessons	. Practice problem solving questions. Computer Lab	Homework Activities	Mini Weekly Assignment. Module 1 & 2 Quiz (held in week 7)	2

Module 3: AC Response to RLC Circuits					
7	AC RLC Circuits Online mini lessons	Practice problem solving questions. YouTube video. Preparation for PROJECT 2: AC-DC Regulated Power Supply	Homework Activities Scaffolding Lab 2	Mini Weekly Assignment. PROJECT 2: AC-DC Regulated Power Supply (due in week 12)	3
8	Steady state sinusoidal analysis Online mini lessons	Practice problem solving questions. Computer Lab	Homework Activities	Mini Weekly Assignment.	3
Module 4: AC Power					
9	AC Electrical Circuits Online mini lessons	Practice problem solving questions. Computer Lab	Homework Activities	Mini Weekly Assignment.	4
10	AC to DC Conversion Online mini lessons	Practice problem solving questions. Computer Lab	Homework Activities	Mini Weekly Assignment.	4
11	Electrical Power and Safety Online mini lessons	YouTube Video. Practice problem solving questions. Computer Lab	Homework Activities	Mini Weekly Assignment.	4
12	Revision of Topics 9, 10 and 11	Practice Problems	Homework Activities	Final Exam (date TBA)	3,4



5. Evidence of Learning (Assessment Plan)

5.1 Evidence of Learning Summary

	 Evidence of learning	 Weighting	 Learning outcome	 Due Date
1	Mini weekly assignments	10%	1,2,3,4	Weeks 2 - 11
2	Project 1	15%	1	Week 6
3	Module 1 & 2 Quiz	15%	1,2	Week 7
4	Project 2	25%	4	Week 12
5	Final Exam Students must pass the 40% hurdle in this assessment to pass the course.	35%	3,4	Examination Period

5.2 Evidence of Learning Task Detail

Title: Weekly Mini Assignments

Learning Outcomes Assessed: 1,2,3,4

Weight: 10%

Task Description: Each week there will be an online (mini assignment) to promote some independent (blended) learning. The Mini Assignment is designed to test understanding of the concepts taught each week. The Mini Assignment will be held after each week's learning experiences.

Criteria & Marking: Out of the 10 quizzes for the course the student's top five Quiz marks will be counted towards a maximum of 10% where each quiz is worth 2%. There is no deferment or repeat of a quiz no matter what reason.

Title: Project 1

Learning Outcomes Assessed: 1

Weight: 15%

Task Description: This is a group-based project following on from scaffolding laboratory 1 and the content covered in the learning content and learning activities. Students are required to complete this project during the course using circuit simulation software (Tinkercad) and circuit drawing software (Scheme-It). This project is a circuit-based practical development exercise using real world examples. Details of the task for the project will be provided on an assignment sheet that will be available from the course website.

Criteria & Marking: A report based on the project task and final product. Marking will be done by rubric given at the start of the semester. Report Presentation: 15%. Product and Deliverables: 85%. Project 1 is due in week 6.

Title: Project 2

Learning Outcomes Assessed: 4

Weight: 25%

Task Description: This is an individual based project following on from scaffolding laboratory 2 and the content covered in the learning content and learning activities. Students are required to complete this project during the course using circuit simulation software (Lushprojects) and circuit drawing software (Scheme-It). This project is a circuit-based practical development exercise using real world examples. Details of the task for the project will be provided on an assignment sheet that will be available from the course website.

Criteria & Marking: A report based on the project task and final product. Marking will be done by rubric given at the start of the semester. Report Presentation: 15%. Product and Deliverables: 85%. Project 2 is due in week 12.

Title: Module 1 & 2 Quiz

Learning Outcomes Assessed: 1,2

Weight: 15%

Task Description: This is a closed book 2-hour quiz online assessment item of the first two modules, which covers weeks 1 to 6 of the course content. It will be made up of both multiple choice and small worked questions.

This assessment will evaluate basic theoretical understanding of electric circuits and will be conducted at a time suitable in week 7.

Criteria & Marking: This quiz will be counted towards a maximum worth of 15%.

Title: Final Exam

Learning Outcomes Assessed: 3,4

Weight: 35%

Task Description: This is a closed book 2-hour quiz online assessment item of modules 3 and 4. The exam will cover weeks 7 to 11 of the course content. It will be made up of both multiple choice and small worked questions. This assessment will test an understanding of steady state sinusoidal analysis on basic AC electrical circuits, the conversion from AC to DC, electrical power and safety and relevant problem-solving skills. The exam will be held during exam week.

Criteria & Marking: This exam will be counted towards a maximum worth of 35%. Students must achieve a passing mark (40%) of the final exam to be eligible for a passing grade in this course.

5.3 Late Submission

An evidence of learning (assessment) item submitted after the due date, without an approved extension from the Course Coordinator, will be penalised. The standard penalty is the reduction of the mark allocated to the assessment item by 5% of the maximum mark applicable for the assessment item, for each working day or part working day that the item is late. Evidence of learning items submitted more than five working days after the due date are awarded zero marks.

Please refer to the Griffith College website - Policy Library > [Assessment Policy](#) for guidelines and penalties for late submission.

5.4 Other Information about Evidence of Learning

Retention of Originals

You must be able to produce a copy of all work submitted if so requested. Copies should be retained until after the release of final results for the course.

Requests for extension

To apply for an extension of time for an evidence of learning task, you must submit an [Application for Extension of Assignment](#) form to your teacher at least 24 hours before the date the assignment is due. Grounds for extensions are usually: serious illness, accident, disability, bereavement or other compassionate circumstances and must be able to be substantiated with relevant documentation [e.g. [Griffith College Student Medical Certificate](#)]. Please refer to the Griffith College website - [Policy Library](#) - for guidelines regarding extensions and deferred assessment.

Return of Evidence of Learning Items

1. Marks awarded for in-trimester evidence of learning items, except those being moderated externally with Griffith University, will be available on the Student Portal within fourteen [14] days of the due date. This does not apply to the final evidence of learning task in this course (marks for this item will be provided with the final course result).
2. Students will be advised of their final grade through the Student Portal. Students can review their final exam papers after student grades have been published. Review of final exam papers will not be permitted after the final date to enrol.
3. Marks for **all** evidence of learning items including the final exam (if applicable) will be recorded in the Moodle Course Site and made available to students through the Moodle Course Site.

The sum of your marks of evidence of learning items in this course does not necessarily imply your final grade for the course. Standard grade cut off scores can be varied for particular courses, so you need to wait for the official release of grades to be sure of your grade for this course.

6. Policies & Guidelines

Griffith College assessment-related policies can be found in the [Griffith College Policy Library](#) which include the following policies:

[Assessment Policy](#), [Special Consideration](#), [Deferred Assessment](#), [Alternate Exam Sitings](#), [Medical Certificates](#), [Academic Integrity](#), [Finalisation of Results](#), [Review of Marks](#), [Moderation of Assessment](#), [Turn-it-in Software Use](#). These policies can be accessed within the [Policy Library](#)

Academic Integrity Griffith College is committed to maintaining high academic standards to protect the value of its qualifications. Academic integrity means acting with the values of honesty, trust, fairness, respect and responsibility in learning, teaching and research. It is important for students, teachers, researchers and all staff to act in an honest way, be responsible for their actions, and show fairness in every part of their work. Academic integrity is important for an individual's and the College's reputation.

All staff and students of the College are responsible for academic integrity. As a student, you are expected to conduct your studies honestly, ethically and in accordance with accepted standards of academic conduct. Any form of academic conduct that is contrary to these standards is considered a breach of academic integrity and is unacceptable.

Some students deliberately breach academic integrity standards with intent to deceive. This conscious, pre-meditated form of cheating is considered to be one of the most serious forms of fraudulent academic behaviour, for which the College has zero tolerance and for which penalties, including exclusion from the College, will be applied.

However, Griffith College also recognises many students breach academic integrity standards without intent to deceive. In these cases, students may be required to undertake additional educational activities to remediate their behaviour and may also be provided appropriate advice by academic staff.

As you undertake your studies at Griffith College, your lecturers, tutors and academic advisors will provide you with guidance to understand and maintain academic integrity; however, it is also your responsibility to seek out guidance if and when you are unsure about appropriate academic conduct.

In the case of an allegation of a breach of academic integrity being made against a student he or she may request the guidance and support of a Griffith College Student Learning Advisor or Student Counsellor.

Please ensure that you are familiar with the Griffith College Academic Integrity Policy; this policy provides an overview of some of the behaviours that are considered breaches of academic integrity, as well as the penalties and processes involved when a breach is identified.

For further information please refer to the Griffith College website - Policy Library > [Academic Integrity Policy](#)

Reasonable Adjustments for Assessment – The Disability Services policy

The [Disability Services policy](#) (accessed within the [Policy Library](#)) outlines the principles and processes that guide the College in making reasonable adjustments to assessment for students with disabilities while maintaining academic robustness of its programs.

Risk Assessment Statement

There are no out of the ordinary risks associated with this course.

Copyright © - Griffith College

Note: For all Diploma level programs, Griffith College acknowledges content derived from Griffith University.