



1. General Course Information

1.1 Course Details

Course Code:	1202QBT
Course Name:	Developing Professional Identity and Practice
Trimester:	Trimester 1, 2021
Program:	Diploma of Educational Studies
Credit Points:	10 CP
Course Coordinator:	Amreeta Hinduja
Document modified:	27/01/2021

Course Description

Developing Professional Identity and Practice is a 10 Credit Point course within the Diploma of Educational Studies at Griffith College. Diploma Programs are designed to provide students with a pathway to further university studies in related degrees or direct employment. The course offers students a broad introduction to personal motivation for entering the teaching profession alongside evolving notions of learning and teaching such as how and where learning takes place (inside the classroom and beyond the classroom) and sociocultural drivers of such notions in a changing world.

Assumed Knowledge

There are no prerequisites for this course.

1.2 Teaching Team

Your teacher can be contacted via the email system on the portal.

Name	Email
Amreeta Hinduja	Amreeta.hinduja@staff.griffithcollege.edu.au

1.3 Staff Consultation

Your teacher is available each week for consultation outside of normal class times. Times that your teacher will be available for consultation will be found on the Course Site.

1.4 Timetable

Your timetable is available on the Griffith College Portal at Class Timetable in Student and Services.

1.5 Technical Specifications

All students must have access to a computer or suitable mobile device.

2. Aims, Outcomes & Generic Skills

2.1 Course Aims

Developing Professional Identity and Practice enables students to develop a foundational understanding of personal motivation for entering the teaching profession including intrinsic, extrinsic, and altruistic factors. Evolving notions of learning and teaching such as how and where learning takes place (inside the classroom and beyond the classroom) will be viewed alongside sociocultural drivers that contribute to a changing world. It also enhances learning skills by developing awareness of the relationship between culture and educational style. Students will learn techniques to produce research-based academic work, reading the literature critically and applying knowledge to 'real world' contexts. Students will be able to articulate personal teaching statements to comprehend their motivation and suitability for the teaching profession.

2.2 Learning Outcomes



After successfully completing this course you should be able to:

1. Identify motivating factors, attributes, essential skills, and abilities integral to teacher identity and resilience in a changing world.
2. Analyse contemporary theories of learning and teaching to deepen understandings about the nature of the 21st century learner and diverse learning environments.
3. Apply reflective practices to experiential learning activities (knowledge, practice, and engagement) by identifying strengths and areas for further development.







2.3 Generic Skills and Capabilities



For further details on the Generic Skills please refer to the Graduate Generic Skills and Capabilities policy.

Griffith College aims to develop graduates who have an open and critical approach to learning and a capacity for lifelong learning. Through engagement in their studies, students are provided with opportunities to begin the development of these and other generic skills.

Studies in this course will give you opportunities to begin to develop the following skills:

Generic Skills and Capabilities		Taught	Practised	Assessed
Acquisition of discipline knowledge and skills with critical judgement		✓	✓	✓
Communication and collaboration		✓	✓	✓
Self-directed and active learning		✓	✓	✓
Creative and future thinking		✓	✓	✓
Social responsibility and ethical awareness		✓	✓	
Cultural competence and awareness in a culturally diverse environment		✓	✓	



3. Learning Resources

3.1 Required Learning Resources

Weekly required readings, recommended readings and tutorial readings are available on the Course site.

3.2 Recommended Learning Resources

Weekly required readings, recommended readings and tutorial readings are available on the Course site.

3.3 College Support Services and Learning Resources

The College provides many facilities and support services to assist students in their studies. Links to information about College support resources that are available to students are included below for easy reference.

[Digital Library](#) – Databases to which Griffith College students have access to through the Griffith Library Databases.

MyStudy – there is a dedicated website for this course via MyStudy on the Griffith College Portal.

[Academic Integrity Tutorial](#) - this tutorial helps students to understand what academic integrity is and why it matters. You will be able to identify types of breaches of academic integrity, understand what skills you will need in order to maintain academic integrity, and learn about the processes of referencing styles.

Services and Support provides a range of services to support students throughout their studies including academic advice and assignment help from Student Learning Advisors, and personal and welfare support from Student Counsellors.

[Jobs and Employment](#) in the Student Hub can assist students with career direction, resume and interview preparation, job search tips, and more.

[IT Support](#) provides details of accessing support, information on s numbers and internet access and computer lab rules.

3.4 Other Information about your Learning

Attendance

You are expected to actively engage in all learning experiences and learning activities which underpin the learning content in this course. You are expected to engage with the learning content and learning activities outside of timetabled class times. This requires you to be an active agent of your learning. You are expected to bring all necessary learning resources to class such as the required textbook and /or Workbook. In addition, you are encouraged to BYOD (bring your own device) to class such as a laptop or tablet. This is not a requirement as computer lab facilities are available on campus, however, the use of such devices in the classroom is encouraged with appropriate and considerate use principles being a priority.

Preparation and Participation in Learning

In order to enhance your learning, you need to prepare before participating in the learning experiences. Absorb the learning content and complete the learning activities that are provided online before you attend the scheduled learning experiences. Make sure you complete the learning activities set each week; they are designed to support your learning. Active participation in your learning will enhance your success. Ask questions when something is unclear or when you want to bring some issue to your teacher's attention; respond to questions to test your knowledge and engage in discussion to help yourself and others learn.

Consultation Sessions

Teachers offer extra time each week to assist students outside the classroom. This is known as 'consultation time.' You may seek assistance from your teacher on email or in person according to how the teacher has explained this to the class. Attendance during consultation time is optional but you are encouraged to use this extra help to improve your learning outcomes.

Course Learning Materials

Learning materials are made available to you in MyStudy on the Griffith College Portal. The learning materials are arranged in Modules. In each Module you will find learning content, learning experiences, and learning activities. Actively working your way through these course learning materials together with your teacher will prepare you to succeed when completing evidence of learning (assessment) tasks.

Self-Directed Learning.

You will be expected to learn independently. This means you must organise and engage with the course learning content even when you are not specifically asked to do so by your teacher. The weekly guide will be helpful to organise your learning. This involves revising the weekly course learning material and completing the learning activities. It also means you will need to find additional information to evidence your learning (assessment) beyond that given to you, and to construct your own response to a question or topic. All of this requires careful planning of your time. Expect to spend, on average, at least 10 hours per week including class time for each of your courses.

Program Progression

You are reminded that satisfactory Program Progression requires that attendance in classes is maintained at equal to or greater than 80%, and that GPA is maintained at equal to or greater than 3.5 [please see Griffith College Policy Library - [Program Progression Policy](#) - for more information].






Teacher and Course Evaluation

Your feedback is respected and valued by your teachers. You are encouraged to provide your thoughts on the course and teaching, both positive and critical, directly to your teacher or by completing course and teacher evaluations via Griffith College's evaluation tool whenever these are available.



4. Learning Content, Learning Experiences and Learning Activities

4.1 Modules for Learning and Weekly Learning Content, Learning Experiences and Learning Activities

Week	Learning Content 	Learning experiences 	Learning activities 	Evidence of learning 	Learning outcome 
Module 1: Developing Professional Identity					
1	Teaching as a profession of choice: Intrinsic, extrinsic, and altruistic factors.	Attributes and motivations common to effective and influential teachers. Unpack EoL Task 1.	Write a brief personal statement on 'why' you want to be a teacher.		1,2

2	Role of learning and teaching in 21 st century.	Contemporary viewpoints: Sociocultural perspectives on teacher-learner interactions.	Complete assigned readings; start working on EoL Task 1.		1,2
3	Learning and teaching, and the future.	Sociocultural factors influencing learning processes and developments	Continue working on EoL Task 1.		1,2
4	Putting the pieces together - intrinsic, extrinsic, and altruistic factors.	Motivation and suitability to teach	Final checks on EoL Task 1. Check in with student advisors.		1,2

Module 2: Developing Professional Practice

5	Learning inside the box: Engagement in the class room.	Exploring contemporary perspectives about traditional learning spaces (classrooms) and mindsets. Unpack EoL Task 2.	Create a floor plan for your 'ideal classroom' to maximise classroom engagement.	Poster Presentation: <u>The Teacher in Me</u> (due Monday 9am Week 5)	1,2
6	Learning outside the box	Learning beyond the classroom as a social, cultural and interpersonal process	Start working on EoL Task 2.		1,2
7	Learning outside the box	Learning opportunities beyond the classroom: planning authentic learning	Plan an 'authentic learning task' that you would like your students to engage in. Continue working on EoL Task 2.		1,2
8	Learning outside the box	Learning opportunities beyond the classroom: planning authentic learning	Continue working on EoL Task 2. Check in with student advisors.		1,2
9	Learning outside the box: Improving learning inside the classroom by enhancing learning outside the classroom	Deliver Team Design citing a real-world context	Go through EoL Task 3 guide and prepare questions.	Team Design: <u>Learning Outside the Box</u> (presented in the LE session in Week 9)	1,2

Module 3: Being a Teacher





10	Synthesising learning: Teacher Statements	Teacher Statements articulating motivation and suitability to	Create a plan for EoL Task 3.		3
----	---	---	-------------------------------	--	---

		teach, and involvement in learning and / or leadership conceptions and experiences	Start by writing 200 words this week. Reflect on the content and on your own personal motivations.		
11	Strengths and Weaknesses: Critical self-reflection	Reflecting on personal strengths and weakness and identifying ways in which they can be improved upon to contribute to professional practice.	Write the next 300 words for EoL Task 3. Focus on personal strengths and weaknesses and how they contribute to you teaching effectively.		3
12	Building Resilience	Importance of being resilient as a teacher.	Check in with a student advisor. Get feedback on your work so far and complete EoL Task 3.	Teacher Statement: Being a Teacher (due Monday 9am Exam Week 1)	3



5. Evidence of Learning (Assessment)

5.1 Evidence of Learning Summary

	 Evidence of learning	 Weighting	 Learning outcome	 Due Date
1	Poster Presentation: The Teacher in Me	30%	1,2	Due Monday 9am Week 5
2	Team Design: Learning Outside the Box	40%	1,2	Due in the LE session in Week 9
3	Teacher Statement: Being a Teacher	30%	3	Due Monday 9am Exam Week 1

5.2 Evidence of Learning Task Detail

Assessment Details

Task 1: The Teacher in Me

Type: Poster Presentation

Learning Outcomes Assessed: 1, 2

Weight: 30%

Task Description: You are required to complete the Poster in class time and at home. You are required to consult with your teacher and discuss your work on an ongoing basis. The 'presentation' of the poster will be conducted during the learning experience hour for your peers and your teacher. A gallery display will be made

of the posters and interaction with your peers will occur as each poster is viewed. The manner in which this will be conducted will depend upon an on campus or online mode occurring at the time. The Poster Presentation will assess your ability to succinctly and creatively identify your motivations and suitability for wanting to be a teacher and will refer to the literature where needed. A one page written supporting explanation is required to be submitted as is the provision of a Reference List.

Criteria & Marking: See relevant assessment task sheet.

Task 2: Team Design: Learning Outside the Box

Type: Team Presentation

Learning Outcomes Assessed: 1, 2

Weight: 40%

Task Description: Design a 'learning outside the classroom' experience as a group to be presented to your peers (or students if possible) using the scaffolded document provided. The focus of this assessment task is to create a learning experience using a real-world context. The learning experience created should use the following premise: 'improve learning inside the classroom by enhancing learning outside the classroom.' Ideas will be generated in class and groups will follow a design brief provided.

A requirement for submission of the Team Design is that it must be uploaded to Turnitin via the Course Site for checking the originality of your work. Your Team Design will be marked in Turnitin via GradeMark. You will be able to see your mark and teacher comments by viewing your Team Design in Turnitin. You will also be able to see your mark in the student portal. If you do not submit your Team Design to Turnitin via Moodle, you will receive a Did Not Submit (DNS) mark, that is, you will receive no mark for the assessment task.

You may submit your work to Turnitin via the Course Site as many times as you like before the final submission. Use early submission to check for plagiarism. If there is plagiarism, you may correct your assessment task and re-submit as needed before your final submission. Submit the final copy of your essay to Turnitin by the due date. In addition, check boxes at the point of submission in Turnitin via the Course Site will require you to agree to authentication questions. These can provide evidence of authorship, if necessary.

Criteria & Marking: See relevant assessment task sheet.

Task 3: Teacher Statement: Being a Teacher

Type: Written Assessment

Learning Outcomes Assessed: 3

Weight: 30% (1200 words)

Task Description: Write responses to guide questions provided in relation to your aspirations of 'being a teacher.' The guide questions will allow you to explore different aspects of what it means to be a teacher: motivation to teach and learning and leadership.

A requirement for submission of the written assessment is that it must be uploaded to Turnitin via the Course Site for checking the originality of your work. Your written assessment will be marked in Turnitin via GradeMark. You will be able to see your mark and teacher comments by viewing your written assessment in Turnitin. You will also be able to see your mark in the student portal. If you do not submit your written assessment to Turnitin via Moodle, you will receive a Did Not Submit (DNS) mark, that is, you will receive no mark for the assessment task.

You may submit your work to Turnitin via the Course Site as many times as you like before the final submission. Use early submission to check for plagiarism. If there is plagiarism, you may correct your assessment task and re-submit as needed before your final submission. Submit the final copy of your essay to Turnitin by the due date. In addition, check boxes at the point of submission in Turnitin via the Course Site will require you to agree to authentication questions. These can provide evidence of authorship, if necessary.

Criteria & Marking: See relevant assessment task sheet.

5.3 Late Submission

An evidence of learning (assessment) task submitted after the due date, without an approved extension from the Course Coordinator, will be penalised. The standard penalty is the reduction of the mark allocated to the assessment task by 5% of the maximum mark applicable for the assessment task, for each working day or part

working day that the task is late. Evidence of learning tasks submitted more than five working days after the due date are awarded zero marks.

Please refer to the Griffith College website - Policy Library > [Assessment Policy](#) for guidelines and penalties for late submission.

5.4 Other Information about Evidence of Learning

Retention of Originals

You must be able to produce a copy of all work submitted if so requested. Copies should be retained until after the release of final results for the course.

Requests for extension

To apply for an extension of time for an evidence of learning task, you must submit an [Application for Extension of Assignment](#) form to your teacher at least 24 hours before the date the assignment is due. Grounds for extensions are usually: serious illness, accident, disability, bereavement, or other compassionate circumstances and must be able to be substantiated with relevant documentation [e.g., [Griffith College Student Medical Certificate](#)]. Please refer to the Griffith College website - [Policy Library](#) - for guidelines regarding extensions and deferred assessment.

Return of Evidence of Learning Tasks

1. Marks awarded for in-trimester evidence of learning tasks, except those being moderated externally with Griffith University, will be available on the Student Portal within fourteen [14] days of the due date. This does not apply to the final evidence of learning task in this course (marks for this task will be provided with the final course result).
2. Students will be advised of their final grade through the Student Portal. Students can review their final exam papers after student grades have been published. Review of final exam papers will not be permitted after the final date to enrol.
3. Marks for **all** evidence of learning tasks including the final exam (if applicable) will be recorded in the Course Site and made available to students through the Course Site.

The sum of your marks of evidence of learning tasks in this course does not necessarily imply your final grade for the course. Standard grade cut off scores can be varied for particular courses, so you need to wait for the official release of grades to be sure of your grade for this course.

6. Policies & Guidelines

Griffith College assessment-related policies can be found in the [Griffith College Policy Library](#) which include the following policies:

[Assessment Policy](#), [Special Consideration](#), [Deferred Assessment](#), [Alternate Exam Sitings](#), [Medical Certificates](#), [Academic Integrity](#), [Finalisation of Results](#), [Review of Marks](#), [Moderation of Assessment](#), [Turn-it-in Software Use](#). These policies can be accessed within the [Policy Library](#)

Academic Integrity Griffith College is committed to maintaining high academic standards to protect the value of its qualifications. Academic integrity means acting with the values of honesty, trust, fairness, respect, and responsibility in learning, teaching and research. It is important for students, teachers, researchers, and all staff to act in an honest way, be responsible for their actions, and show fairness in every part of their work. Academic integrity is important for an individual's and the College's reputation.

All staff and students of the College are responsible for academic integrity. As a student, you are expected to conduct your studies honestly, ethically and in accordance with accepted standards of academic conduct. Any form of academic conduct that is contrary to these standards is considered a breach of academic integrity and is unacceptable.

Some students deliberately breach academic integrity standards with intent to deceive. This conscious, pre-meditated form of cheating is considered to be one of the most serious forms of fraudulent academic behaviour, for which the College has zero tolerance and for which penalties, including exclusion from the College, will be applied.

However, Griffith College also recognises many students breach academic integrity standards without intent to deceive. In these cases, students may be required to undertake additional educational activities to remediate their behaviour and may also be provided appropriate advice by academic staff.

As you undertake your studies at Griffith College, your teachers and academic advisors will provide you with guidance to understand and maintain academic integrity; however, it is also your responsibility to seek out guidance if and when you are unsure about appropriate academic conduct.

In the case of an allegation of a breach of academic integrity being made against a student he or she may request the guidance and support of a Griffith College Student Learning Advisor or Student Counsellor.

Please ensure that you are familiar with the Griffith College Academic Integrity Policy; this policy provides an overview of some of the behaviours that are considered breaches of academic integrity, as well as the penalties and processes involved when a breach is identified.

For further information please refer to the Griffith College website - Policy Library > [Academic Integrity Policy](#)

Risk Assessment Statement

There are no out of the ordinary risks associated with this course.

Copyright © - Griffith College

Note: For all Diploma level programs, Griffith College acknowledges content derived from Griffith University.