



1. General Course Information

1.1 Course Details

Course Code:	1802ICT
Course Name:	Software Development
Trimester:	Trimester 3, 2020
Program:	Diploma of information Technology
Credit Points:	10
Course Coordinator:	Dr. Seyedali Mirjalili
Document modified:	18/09/2019

Course Description

A system can be defined as a set of components that interact or depend upon each other, forming an integrated whole. Systems thinking can be used to tackle almost any problem imaginable, in order to identify requirements (systems analysis) and find solutions to meet them (systems design). This course will provide you, as a future business analyst and Information Technology (IT) / Computer Science (CS) professional, with software development and acquisition competencies that will underpin your entire career. You will learn how to plan the development of an information system, analyse and discover requirements, and select optimal design solutions. You will manage the system development processes by adopting an Agile methodology, which is currently a popular project management approach used in industry for software development.

One of the roles of the IT professional is to design and build software systems and integrate them into an organisation. This course develops the skills to gather requirements, then develop/source, evaluate and integrate components into a single system, and finally validate the system. It also covers the fundamentals of software lifecycles, quality, software development processes, project management and the interplay between IT applications and organisational processes and relevant standards and tools.

Assumed Knowledge

There are no prerequisites for this course

1.2 Teaching Team

Your lecturer/tutor can be contacted via the email system on the portal.

Name	Email
Dr. Seyedali Mirjalili	ali.mirjalili@staff.griffithcollege.edu.au

1.3 Staff Consultation

Your lecturer/tutor is available each week for consultation outside of normal class times. Times that your lecturer/tutor will be available for consultation will be given in the first week of lectures. A list of times and rooms will be published on the Moodle Course Site.

1.4 Timetable

Your timetable is available on the Griffith College Portal at Class Timetable in Student and Services.

1.5 Technical Specifications

All students must have access to a computer or suitable mobile device.

2. Aims, Outcomes & Generic Skills

2.1 Course Aims

This course aims to develop knowledge and skills necessary for effective software development, by:

- detailing the main software development activities and outlining the skills required to perform them
- introducing elements of project management relevant to software development / acquisition including Agile development methodologies
- explaining principles of systems level design.



2.2 Learning Outcomes

After successfully completing this course you should be able to:

1. Demonstrate through the use of project management tools your ability to undertake a risk analysis, cost benefit analysis, estimate a budget and propose a project schedule for an information system or software development project.
2. Understand and apply appropriate techniques to analyse, model, and document system requirements
3. Explain and apply techniques for design, implementation, testing, and deployment in an information system or software development project



2.3 Generic Skills and Capabilities

For further details on the Generic Skills please refer to the Graduate Generic Skills and Capabilities policy.

Griffith College aims to develop graduates who have an open and critical approach to learning and a capacity for lifelong learning. Through engagement in their studies, students are provided with opportunities to begin the development of these and other generic skills.

Studies in this course will give you opportunities to begin to develop the following skills:

Generic Skills and Capabilities		Taught	Practised	Assessed
Acquisition of discipline knowledge and skills with critical judgement		✓	✓	✓
Communication and collaboration		✓	✓	✓
Self-directed and active learning		✓	✓	
Creative and future thinking			✓	
Social responsibility and ethical awareness			✓	
Cultural competence and awareness in a culturally diverse environment			✓	



3. Learning Resources

3.1 Required Learning Resources

Satzinger, J. W., Jackson, R. B., & Burd, S. D. (2016). Systems analysis and design in a changing world. Cengage learning.

3.2 Recommended Learning Resources

Please refer to the course webpage.

3.3 College Support Services and Learning Resources

The College provides many facilities and support services to assist students in their studies. Links to information about College support resources that are available to students are included below for easy reference.

[Digital Library](#) – Databases to which Griffith College students have access to through the Griffith Library Databases.

MyStudy – there is a dedicated website for this course via MyStudy on the Griffith College Portal.

[Academic Integrity Tutorial](#) - this tutorial helps students to understand what academic integrity is and why it matters. You will be able to identify types of breaches of academic integrity, understand what skills you will need in order to maintain academic integrity, and learn about the processes of referencing styles.

Services and Support provides a range of services to support students throughout their studies including academic advice and assignment help from Student Learning Advisors, and personal and welfare support from Student Counsellors.

[Jobs and Employment](#) in the Student Hub can assist students with career direction, resume and interview preparation, job search tips, and more.

[IT Support](#) provides details of accessing support, information on s numbers and internet access and computer lab rules.

3.4 Other Information about your Learning

Attendance

You are expected to actively engage in all learning experiences and learning activities which underpin the learning content in this course. You are expected to engage with the learning content and learning activities outside of timetabled class times. This requires you to be an active agent of your learning. You are expected to bring all necessary learning resources to class such as the required textbook and /or Workbook. In addition, you are encouraged to BYOD (bring your own device) to class such as a laptop or tablet. This is not a requirement as computer lab facilities are available on campus, however, the use of such devices in the classroom is encouraged with appropriate and considerate use principles being a priority.

Preparation and Participation in Learning

In order to enhance your learning, you need to prepare before participating in the learning experiences. Absorb the learning content and complete the learning activities that are provided online before you attend the scheduled learning experiences. Make sure you complete the learning activities set each week, they are designed to support your learning. Active participation in your learning will enhance your success. Ask questions when something is unclear or when you want to bring some issue to your lecturer or tutor's attention; respond to questions to test your knowledge and engage in discussion to help yourself and others learn.

Consultation Sessions

Teachers offer extra time each week to assist students outside the classroom. This is known as 'consultation time.' You may seek assistance from your teacher on email or in person according to how the teacher has explained this to the class. Attendance during consultation time is optional but you are encouraged to use this extra help to improve your learning outcomes.

Course Learning Materials

Learning materials are made available to you in MyStudy on the Griffith College Portal. The learning materials are arranged in Modules. In each Module you will find the learning content, learning activities and learning experiences. Actively working your way through these course learning materials together with your lecturer or tutor will prepare you to succeed when completing the evidence of learning (assessment).

Self-Directed Learning

You will be expected to learn independently. This means you must organise and engage with the course learning content even when you are not specifically asked to do so by your lecturer or tutor. The weekly guide will be helpful to organise your learning. This involves revising the weekly course learning material and completing the learning activities. It also means you will need to find additional information to evidence your learning (assessment) beyond that given to you, and to construct your own response to a question or topic. All of this requires careful planning of your time. Expect to spend, on average, at least 10 hours per week including class time for each of your courses.

Program Progression

You are reminded that satisfactory Program Progression requires that attendance in classes is maintained at equal to or greater than 80%, and that GPA is maintained at equal to or greater than 3.5 [please see Griffith College Policy Library - [Program Progression Policy](#) - for more information].






Teacher and Course Evaluation

Your feedback is respected and valued by your lecturers and tutors. You are encouraged to provide your thoughts on the course and teaching, both positive and critical, directly to your lecturer and tutor or by completing course and lecturer evaluations via Griffith College's evaluation tool whenever these are available.



4. Learning Content, Learning Activities and Learning Experiences

4.1 Modules for Learning and Weekly Learning Content, Learning Activities and Learning Experience





	Learning Content 	Learning activities 	Learning experiences 	Evidence of learning 	Learning outcome 
Module Software project planning and management					
1	Overview of the Software Development Process <ul style="list-style-type: none">Chapter 1	<ul style="list-style-type: none">Weekly activityCase study analysis	<ul style="list-style-type: none">Online tutorialOnline workshopDiscussion forum		1
2	Planning a Software Project <ul style="list-style-type: none">Chapter 11	<ul style="list-style-type: none">Weekly activityCase study analysis	<ul style="list-style-type: none">Online tutorialOnline workshopDiscussion forum		1
3	Project Management and Software Development Tools <ul style="list-style-type: none">Chapter 11	<ul style="list-style-type: none">Weekly activityCase study analysisKnowledge-check quiz	<ul style="list-style-type: none">Online tutorialOnline workshopDiscussion forum	Quiz 1	1
Module Software requirement analysis					
4	Analysing Systems Requirements <ul style="list-style-type: none">Chapter 2Chapter 3	<ul style="list-style-type: none">Weekly activityCase study analysis	<ul style="list-style-type: none">Online tutorialOnline workshopDiscussion forum	Assignment - Planning Document Project Management	2
5	Object-Oriented Domain Modelling <ul style="list-style-type: none">Chapter 4	<ul style="list-style-type: none">Weekly activityCase study analysis	<ul style="list-style-type: none">Online tutorialOnline workshopDiscussion forum		2
6	Use Case Modelling <ul style="list-style-type: none">Chapter 5	<ul style="list-style-type: none">Weekly activityCase study analysis	<ul style="list-style-type: none">Online tutorialOnline workshopDiscussion forum		2
7	Foundations for Design, Software Acquisition <ul style="list-style-type: none">Chapter 6	<ul style="list-style-type: none">Weekly activityCase study analysis	<ul style="list-style-type: none">Online tutorialOnline workshopDiscussion forum	<ul style="list-style-type: none">Quiz 2	2
8	Software Architecture, Organisational Context <ul style="list-style-type: none">Chapter 7	<ul style="list-style-type: none">Weekly activityCase study analysisKnowledge-check quiz	<ul style="list-style-type: none">Online tutorialOnline workshopDiscussion forum	Assignment - Problem Solving Assignment System Analysis Report	2

Module Software implementation, test, and deployment					
9	Approaches to Software Development Chapter 10	<ul style="list-style-type: none"> • Weekly activity • Case study analysis 	<ul style="list-style-type: none"> • Online tutorial • Online workshop • Discussion forum 		3
10	Software Testing, Deployment and Quality Assurance <ul style="list-style-type: none"> • Chapter 14 	<ul style="list-style-type: none"> • Weekly activity • Case study analysis 	<ul style="list-style-type: none"> • Online tutorial • Online workshop • Discussion forum 		3
11	Other Software development lifecycles <ul style="list-style-type: none"> • Refer to the course webpage 	<ul style="list-style-type: none"> • Weekly activity • Case study analysis 	<ul style="list-style-type: none"> • Online tutorial • Online workshop • Discussion forum 	<ul style="list-style-type: none"> • Quiz 3 	3
12	Revision <ul style="list-style-type: none"> • Refer to the course webpage 	<ul style="list-style-type: none"> • Weekly activity • Case study analysis • Knowledge-check quiz 	<ul style="list-style-type: none"> • Online tutorial • Online workshop • Discussion forum 	Assignment - Problem Solving Assignment System Design Report	3



5. Evidence of Learning (Assessment Plan)

5.1 Evidence of Learning Summary

	 Evidence of learning	 Weighting	 Learning outcome	 Due Date
1	Online Quizzes (x3)	15%	1,2,3	Week 3, 7, 11
2	Assignment – Planning Document Project Management	30%	2	Week 4
3	Assignment – Problem Solving Assignment System Analysis Report	30%	3	Week 8
4	Assignment – Problem Solving Assignment System Design Report	25%	1,2,3	Week 12

5.2 Evidence of Learning Task Detail

All assessments in this course are individual except the assignment.

Title: Online Quizzes (x3)

Type: Test or quiz

Learning Outcomes Assessed: 1, 2, 3

Weight: 15%

Marked out of: 15.0

Task Description:

Undertaken online in set weeks as advised on the course website.

Quizzes assess all material covered by the lectures.

Criteria & Marking:

Submit your work online and the system will automatically provide you with marks.

Submission: Other. Submitted Online

This assessment item:

- is a school based activity
- is an individual activity
- does not include a self assessment activity
- does not have a re-attempt provision

Title: Project Management
Type: Assignment - Planning Document
Learning Outcomes Assessed: 1
Weight: 30%

Marked out of: 100

Task Description:

The purpose of this assignment is to demonstrate your ability to apply the concepts of planning and project management to a practical scenario involving a business information system.

In the assignment, you will be required to come up with an idea for an information system and then undertake the following tasks:

- 1) Identify the Problem;
- 2) Quantify Project Approval Factors;
- 3) Perform a Risk and Feasibility Analysis;
- 4) Establish the Project Environment; and
- 5) Schedule the Work.

Details will be made available on the course website.

Criteria & Marking:

A comprehensive marking rubric and feedback sheet will be provided.

Sample assignments will be made available to help guide you.

Details will be made available on the course website.

Submission: Text Matching Tool - Turnitin. Submitted Online

This assessment item:

- is a school based activity
- is a group activity
- does not include a self assessment activity
- does not have a resubmission provision

Title: System Analysis Report
Type: Assignment - Problem Solving Assignment
Learning Outcomes Assessed: 2
Weight: 30%

Marked out of: 100

Task Description:

The purpose of this assignment is to demonstrate your ability to apply the concepts of systems analysis to a practical scenario involving a business information system.

During this assignment, you will analyse the requirements of the proposed system from Assignment 1 and undertake the following tasks:

- 1) Discover and Understand the Functional and Non-Functional Requirements;
- 2) Identify the various Stakeholders;
- 3) Provide a Questionnaire to Gather Information;
- 4) Provide Brief Use Case Descriptions;
- 5) Develop a UML Use Case Diagram;
- 6) Provide a Fully Developed Use Case Description;
- 7) Develop a UML Activity Diagram;
- 8) Develop a UML Domain Model Class Diagram; and
- 9) Develop a UML System Sequence Diagram.

Details will be provided via the course web site.

Criteria & Marking:

A comprehensive marking rubric and feedback sheet will be provided.

Sample assignments will be made available to help guide you.

Details will be made available on the course website.

Submission: Text Matching Tool - Turnitin. Submitted Online

This assessment item:

- is a school based activity
- is a group activity
- does not include a self assessment activity
- does not have a resubmission provision

Title: System Design Report

Type: Assignment - Problem Solving Assignment

Learning Outcomes Assessed: 3

Weight: 25%

Marked out of: 100

Task Description:

The purpose of this assignment is to demonstrate your ability to apply the concepts of systems design to a practical scenario involving a business information system.

During this assignment, you will undertake a systems design for the proposed system from Assignments 1 and 2.

You will undertake the following tasks:

- 1) Develop a High-Level Architectural Diagram;
- 2) Provide Story Boards Illustrating the User Interface;
- 3) Construct a Design Class Diagram;
- 4) Develop a Component Diagram;
- 5) Provide a Security Analysis of the System;
- 6) Provide Program Stubs for Testing;
- 7) Describe the Approach for Deploying and Testing the System;

Details will be made available on the course website.

Criteria & Marking:

A comprehensive marking rubric and feedback sheet will be provided.

Sample assignments will be made available to help guide you.

Details will be made available on the course website.

Submission: Text Matching Tool - Turnitin.

This assessment item:

- is a school based activity
- is a group activity
- does not include a self assessment activity
- does not have a resubmission provision

5.3 Late Submission

An evidence of learning (assessment) item submitted after the due date, without an approved extension from the Course Coordinator, will be penalised. The standard penalty is the reduction of the mark allocated to the assessment item by 5% of the maximum mark applicable for the assessment item, for each working day or part working day that the item is late. Evidence of learning items submitted more than five working days after the due date are awarded zero marks.

Please refer to the Griffith College website - Policy Library > [Assessment Policy](#) for guidelines and penalties for late submission.

5.4 Other Information about Evidence of Learning

Retention of Originals

You must be able to produce a copy of all work submitted if so requested. Copies should be retained until after the release of final results for the course.

Requests for extension

To apply for an extension of time for an evidence of learning item, you must submit an [Application for Extension of Assignment](#) form to your teacher at least 24 hours before the date the assignment is due. Grounds for extensions are usually: serious illness, accident, disability, bereavement or other compassionate circumstances and must be able to be substantiated with relevant documentation [e.g. [Griffith College Student Medical Certificate](#)]. Please refer to the Griffith College website - [Policy Library](#) - for guidelines regarding extensions and deferred assessment.

Return of Evidence of Learning Items

1. Marks awarded for in-trimester evidence of learning items, except those being moderated externally with Griffith University, will be available on the Student Portal within fourteen [14] days of the due date. This does not apply to the final evidence of learning item in this course (marks for this item will be provided with the final course result).
2. Students will be advised of their final grade through the Student Portal. Students can review their final exam papers after student grades have been published. Review of final exam papers will not be permitted after the final date to enrol.
3. Marks for **all** evidence of learning items including the final exam (if applicable) will be recorded in the Moodle Course Site and made available to students through the Moodle Course Site.

The sum of your marks of evidence of learning items in this course does not necessarily imply your final grade for the course. Standard grade cut off scores can be varied for particular courses, so you need to wait for the official release of grades to be sure of your grade for this course.

6. Policies & Guidelines

Griffith College assessment-related policies can be found in the [Griffith College Policy Library](#) which include the following policies:

[Assessment Policy](#), [Special Consideration](#), [Deferred Assessment](#), [Alternate Exam Sittings](#), [Medical Certificates](#), [Academic Integrity](#), [Finalisation of Results](#), [Review of Marks](#), [Moderation of Assessment](#), [Turn-it-in Software Use](#). These policies can be accessed within the [Policy Library](#)

Academic Integrity Griffith College is committed to maintaining high academic standards to protect the value of its qualifications. Academic integrity means acting with the values of honesty, trust, fairness, respect and responsibility in learning, teaching and research. It is important for students, teachers, researchers and all staff to act in an honest way, be responsible for their actions, and show fairness in every part of their work. Academic integrity is important for an individual's and the College's reputation.

All staff and students of the College are responsible for academic integrity. As a student, you are expected to conduct your studies honestly, ethically and in accordance with accepted standards of academic conduct. Any form of academic conduct that is contrary to these standards is considered a breach of academic integrity and is unacceptable.

Some students deliberately breach academic integrity standards with intent to deceive. This conscious, pre-meditated form of cheating is considered to be one of the most serious forms of fraudulent academic behaviour, for which the College has zero tolerance and for which penalties, including exclusion from the College, will be applied.

However, Griffith College also recognises many students breach academic integrity standards without intent to deceive. In these cases, students may be required to undertake additional educational activities to remediate their behaviour and may also be provided appropriate advice by academic staff.

As you undertake your studies at Griffith College, your lecturers, tutors and academic advisors will provide you with guidance to understand and maintain academic integrity; however, it is also your responsibility to seek out guidance if and when you are unsure about appropriate academic conduct.

In the case of an allegation of a breach of academic integrity being made against a student he or she may request the guidance and support of a Griffith College Student Learning Advisor or Student Counsellor.

Please ensure that you are familiar with the Griffith College Academic Integrity Policy; this policy provides an overview of some of the behaviours that are considered breaches of academic integrity, as well as the penalties and processes involved when a breach is identified.

For further information please refer to the Griffith College website - Policy Library > [Academic Integrity Policy](#)

Reasonable Adjustments for Assessment – The Disability Services policy

The [Disability Services policy](#) (accessed within the [Policy Library](#)) outlines the principles and processes that guide the College in making reasonable adjustments to assessment for students with disabilities while maintaining academic robustness of its programs.

Risk Assessment Statement

There are no out of the ordinary risks associated with this course.

Copyright © - Griffith College

Note: For all Diploma level programs, Griffith College acknowledges content derived from Griffith University.