



1. General Course Information

1.1 Course Details

| | |
|----------------------------|---------------------------------|
| Course Code: | 1017MSC |
| Course Name: | Anatomy & Physiology Systems II |
| Trimester: | Trimester 3, 2020 |
| Program: | Diploma of Health Sciences |
| Credit Points: | 10 |
| Course Coordinator: | Katherine Lee |
| Document modified: | 17-08-2020 |

Course Description

Anatomy & Physiology Systems II is a 10 Credit Point course situated within the second trimester of the Diploma of Health Science. The Diploma of Health Science is designed to provide students with a pathway to:

- further university studies in the Health Sciences, or
- direct employment.

Within Anatomy & Physiology Systems II a number of major body systems will be discussed, integrating structure (anatomy) with function (physiology). This is a companion course to Anatomy and Physiology Systems I. With the cardiovascular, respiratory, renal and digestive systems, description of human anatomy will precede physiological study, drawing on experience in laboratories as well as lectorials. The functions of blood, and the anatomy and functions of the immune system will be covered. This course will provide the necessary experience and learning for students destined to undertake advanced studies in anatomy and in physiology, and will develop (knowledge of) analytical laboratory skills.

Assumed Knowledge

To successfully enrol in this Course, you must provide evidence that you have completed the following Courses:

- 1014MSC - Cells, Tissues & Regulation
- 1016MSC - Anatomy & Physiology Systems 1

1.2 Teaching Team

Your lecturer/tutor can be contacted via the email system on the portal.

| Name | Email |
|---------------|--|
| Katherine Lee | Katherine.Lee@staff.griffithcollege.edu.au |

1.3 Staff Consultation

Your lecturer/tutor is available each week for consultation outside of normal class times. Times that your lecturer/tutor will be available for consultation will be given in the first week of lectures. A list of times will be published on the portal in the course site.

1.4 Timetable

Your timetable is available on the Griffith College Portal at Class Timetable in Student and Services.

1.5 Technical Specifications

All students must have access to a computer or suitable mobile device.

2. Aims, Outcomes & Generic Skills

2.1 Course Aims



2.2 Learning Outcomes

After successfully completing this course you should be able to:

1. Correctly use anatomical and physiological terms as they relate to the human body;
2. Identify and describe the anatomical features and physiological functions of various systems of the body;
3. Demonstrate knowledge in laboratory procedures including identification of anatomical structures on human cadaveric material, and understanding the basic functional test in relations to the human physiological systems covered in this course









2.3 Generic Skills and Capabilities

For further details on the Generic Skills please refer to the Graduate Generic Skills and Capabilities policy.

Griffith College aims to develop graduates who have an open and critical approach to learning and a capacity for lifelong learning. Through engagement in their studies, students are provided with

opportunities to begin the development of these and other generic skills.

Studies in this course will give you opportunities to begin to develop the following skills:

| Generic Skills and Capabilities | | Taught | Practised | Assessed |
|--|---|--------|-----------|----------|
| Acquisition of discipline knowledge and skills with critical judgement |  | • | • | • |
| Communication and collaboration |  | • | • | |
| Self-directed and active learning |  | • | • | |
| Creative and future thinking |  | • | • | |
| Social responsibility and ethical awareness |  | • | • | |
| Cultural competence and awareness in a culturally diverse environment |  | • | • | • |



3. Learning Resources

3.1 Required Learning Resources

- Marieb, E.N. & Hoehn, K. Human Anatomy & Physiology Global + A Brief Atlas of the Human Body + Mastering A&P with eText 10th edition (ISBN 9781488689109) or 11th edition (ISBN 9781488657719).

The online version for the above textbook can be found at <https://www.pearson.com.au/9781292260938>

- Marieb, E.N. & Mitchell, S. Laboratory Manual for Foundation Year Health Custom Edition 2nd edition (ISBN 9781488609954) or 3rd ed. (ISBN 9781488626050)

Both of these texts above are available in a value package.

- Lab Workbook and Workshop workbook - available on the 1017MSC-course site in the Griffith College Student Portal

Laboratory Rules document is part of the lab workbook, which is available on the course site via the Griffith College Student Portal.

3.2.3.2 Recommended Learning Resources

3.3 College Support Services and Learning Resources

The College provides many facilities and support services to assist students in their studies. Links to information about College support resources that are available to students are included below for easy reference.

[Digital Library](#) – Databases to which Griffith College students have access to through the Griffith Library Databases.

MyStudy – there is a dedicated website for this course via MyStudy on the Griffith College Portal.

[Academic Integrity Tutorial](#) - this tutorial helps students to understand what academic integrity is and why it matters. You will be able to identify types of breaches of academic integrity, understand what skills you will need in order to maintain academic integrity, and learn about the processes of referencing styles.

Services and Support provides a range of services to support students throughout their studies including academic advice and assignment help from Student Learning Advisors, and personal and welfare support from Student Counsellors.

[Jobs and Employment](#) in the Student Hub can assist students with career direction, resume and interview preparation, job search tips, and more.

[IT Support](#) provides details of accessing support, information on s numbers and internet access and computer lab rules.

3.4 Other Information about your Learning

Attendance

You are expected to actively engage in all learning experiences and learning activities which underpin the learning content in this course. You are expected to engage with the learning content and learning activities outside of timetabled class times. This requires you to be an active agent of your learning. You are expected to bring all necessary learning resources to class such as the required textbook and /or Workbook. In addition, you are encouraged to BYOD (bring your own device) to class such as a laptop or tablet. This is not a requirement as computer lab facilities are available on campus, however, the use of such devices in the classroom is encouraged with appropriate and considerate use principles being a priority.

Preparation and Participation in Learning

In order to enhance your learning, you need to prepare before participating in the learning experiences. Absorb the learning content and complete the learning activities that are provided online before you attend the scheduled learning experiences. Make sure you complete the learning activities set each week, they are designed to support your learning. Active participation in your learning will enhance your success. Ask questions when something is unclear or when you want to bring some issue to your lecturer or tutor's attention; respond to questions to test your knowledge and engage in discussion to help yourself and others learn.

Consultation Sessions

Teachers offer extra time each week to assist students outside the classroom. This is known as 'consultation time.' You may seek assistance from your teacher on email or in person according to how the teacher has explained this to the class. Attendance during consultation time is optional but you are encouraged to use this extra help to improve your learning outcomes.

Course Learning Materials

Learning materials are made available to you in MyStudy on the Griffith College Portal. The learning materials are arranged in Modules. In each Module you will find the learning content, learning activities and learning

experiences. Actively working your way through these course learning materials together with your lecturer or tutor will prepare you to succeed when completing the evidence of learning (assessment).

Self-Directed Learning

You will be expected to learn independently. This means you must organise and engage with the course learning content even when you are not specifically asked to do so by your lecturer or tutor. The weekly guide will be helpful to organise your learning. This involves revising the weekly course learning material and completing the learning activities. It also means you will need to find additional information to evidence your learning (assessment) beyond that given to you, and to construct your own response to a question or topic. All of this requires careful planning of your time. Expect to spend, on average, at least 10 hours per week including class time for each of your courses.

Program Progression

You are reminded that satisfactory Program Progression requires that attendance in classes is maintained at equal to or greater than 80%, and that GPA is maintained at equal to or greater than 3.5 [please see Griffith College Policy Library - [Program Progression Policy](#) - for more information].






Teacher and Course Evaluation

Your feedback is respected and valued by your lecturers and tutors. You are encouraged to provide your thoughts on the course and teaching, both positive and critical, directly to your lecturer and tutor or by completing course and lecturer evaluations via Griffith College's evaluation tool whenever these are available.



4. Learning Content, Learning Activities and Learning Experiences






4.1 Modules for Learning and Weekly Learning Content, Learning Activities and Learning Experience

| | Learning Content  | Learning activities  | Learning experiences  | Evidence of learning  | Learning outcome  |
|--|--|---|--|---|---|
| Module 1: Cardiovascular System and Heart | | | | | |
| 1 | -Introduction to the course and assessment, delivery method -Functional anatomy of the heart -Cardiovascular system overview -ECGs and myocardial contraction | -Complete workbook exercises -Watch the mini lecture(s), additional videos and resources (incl. the course textbook) -Complete Review Questions | (Zoom) Lectorials: -Presentations -Jeopardy quizzes -Kahoot Quizzes -Completing the electronic lectorial workbook activities | | 1 & 2 |
| 2 | -Review cardiovascular system -Anatomy and function of arteries and veins -Overview: blood vessels | -Complete workbook exercises -Watch the mini lecture(s), additional videos and resources (incl. the course textbook) | (Zoom) Lectorials: -Presentations -Jeopardy quizzes -Kahoot Quizzes -Completing the electronic lectorial workbook activities | | 1 & 2 |

| | | | | | |
|---|--|---|--|--------------------------------------|-------|
| | | -Complete Review Questions | | | |
| 3 | -Review blood vessels -Functional anatomy of capillary networks -Cardiac output and Resistance -Determinants of blood pressure | -Complete workbook exercises -Watch the mini lecture(s), additional videos and resources (incl. the course textbook) -Complete Review Questions | (Zoom) Lectorials: -Presentations -Jeopardy quizzes -Kahoot Quizzes -Completing the electronic lectorial workbook activities | | 1 & 2 |
| Module 2: Lymphatic System and Blood | | | | | |
| 4 | -Review Cardiac output and resistance -Lymphatics system -Composition and function of blood | -Complete workbook exercises -Watch the mini lecture(s), additional videos and resources (incl. the course textbook) -Complete Review Questions | (Zoom) Lectorials: -Presentations -Jeopardy quizzes -Kahoot Quizzes -Completing the electronic lectorial workbook activities | | 1 & 2 |
| Module 3: Respiratory System | | | | | |
| 5 | -Review of Lymphatics system and blood -Organisation of the respiratory system | -Complete workbook exercises -Watch the mini lecture(s), additional videos and resources (incl. the course textbook) -Complete Review Questions | (Zoom) Lectorials: -Presentations -Jeopardy quizzes -Kahoot Quizzes -Completing the electronic lectorial workbook activities | Exam 1 (Module 1, Lab 1-3) | 1 & 2 |
| 6 | -Partial pressures -Function of bronchi and alveoli -Gas transport | <i>See previous week</i> | (Zoom) Lectorials: -Presentations -Jeopardy quizzes -Kahoot Quizzes -Completing the electronic lectorial workbook activities | | 1 & 2 |
| Module 4: Renal System | | | | | |
| 7 | -Review Respiratory -System Renal / Urinary system -filtration, reabsorption, secretion -(regulation of) GFR -Intrinsic control mechanisms | -Complete workbook exercises -Watch the mini lecture(s), additional videos and resources (incl. the course textbook) -Complete Review Questions | (Zoom) Lectorials: -Presentations -Jeopardy quizzes -Kahoot Quizzes -Completing the electronic lectorial workbook activities | | 1 & 2 |
| 8 | -Functional anatomy urinary tract -Kidney, glomerular function | -Complete workbook exercises -Watch the mini lecture(s), | (Zoom) Lectorials: -Presentations -Jeopardy quizzes -Kahoot Quizzes | Exam 2 (Module 2-3, lab 4) | 1 & 2 |

| | | | | | |
|-----------------------------|--|---|--|--------------------------------------|-------|
| | -Extrinsic control mechanisms | additional videos and resources (incl. the course textbook) -Complete Review Questions | -Completing the electronic lectorial workbook activities | | |
| Module 5: GIT | | | | | |
| 9 | -Renal medulla and water balance | -Complete workbook exercises -Watch the mini lecture(s), additional videos and resources (incl. the course textbook) -Complete Review Questions | (Zoom) Lectorials: -Presentations -Jeopardy quizzes -Kahoot Quizzes -Completing the electronic lectorial workbook activities | | 1 & 2 |
| 10 | -Review of Renal system -GI tract: movement and secretion -Pancreatic and hepatic function | -Complete workbook exercises -Watch the mini lecture(s), additional videos and resources (incl. the course textbook) -Complete Review Questions | (Zoom) Lectorials: -Presentations -Jeopardy quizzes -Kahoot Quizzes -Completing the electronic lectorial workbook activities | | 1 & 2 |
| Module 6: Immunology | | | | | |
| 11 | -Review GI tract -GI tract: Movement and secretion -Pancreatic & hepatic function | -Complete workbook exercises -Watch the mini lecture(s), additional videos and resources (incl. the course textbook) -Complete Review Questions | (Zoom) Lectorials: -Presentations -Jeopardy quizzes -Kahoot Quizzes -Completing the electronic lectorial workbook activities | Exam 3 (Module 4, lab 4-5) | 1 & 2 |
| 12 | -Review GI tract -Immune System -Revision Module 5 and 6 | -Complete workbook exercises -Watch the mini lecture(s), additional videos and resources (incl. the course textbook) -Complete Review Questions | (Zoom) Lectorials: -Presentations -Jeopardy quizzes -Kahoot Quizzes -Completing the electronic lectorial workbook activities | | 1 & 2 |
| 13/14 | | | | Exam 4 (Module 5-6, lab 5) | |

Overview of Lab sessions (including [online] lab exams):

| | Learning Content  | Learning activities  | Learning experiences  | Evidence of learning  | Learning outcome  |
|-----------|---|--|---|---|---|
| | Module 1 | | | | |
| 2 | (ONLINE) Physiology Lab: Animal Heart Dissection | Lab note-guide and (Marieb Ex 30) | (Online) Laboratory | Exam 1 (as above) | 1, 2 & 3 |
| | Module 1 and 3 | | | | |
| 3 | (ONLINE) Physiology Lab: Blood pressure/ECG | Lab note-guide and (Marieb Ex 33A) | (Online) Laboratory | Exam 1 (as above) | 1, 2 & 3 |
| 4 | (ONLINE) Anatomy Lab: Cardiovascular and Respiratory system | Lab note-guide and (Marieb Ex 30, 32, 36) | (Online) Practicum | Exam 1 (as above) | 1, 2 & 3 |
| | Module 1 | | | | |
| | Module 3 and 4 | | | | |
| 7 | (ONLINE) Physiology Lab: Respiratory and renal system | Lab note-guide and (Marieb Ex 41A, 40), (Marieb Ex 36) | (Online) Laboratory | Exam 2 and 3 (as above) | 1, 2 & 3 |
| | Module 4 and 5 | | | | |
| 10 | (ONLINE) Anatomy Lab: Digestive and Urinary system | Lab note-guide and (Marieb Ex 41A, 40), (Marieb Ex 36) | (Online) Practicum | Exam 3 and 4 (as above) | 1, 2 & 3 |



5. Evidence of Learning (Assessment Plan)

5.1 Evidence of Learning Summary

| |  Evidence of learning |  Weighting |  Learning outcome |  Due Date |
|----------|---|--|--|---|
| 1 | Exam 1 | 20% | 1, 2 & 3 | Week 5 |
| 3 | Exam 2 | 30% | 1, 2 & 3 | Week 8 |
| 4 | Exam 3 | 20% | 1, 2 & 3 | Week 11 |
| 5 | Exam 4 | 30% | 1, 2 & 3 | Week 13/14 |

5.2 Evidence of Learning Task Detail

Exam 1: assessing Module 1 (20%)

Rationale: The aim of the exam is to assess comprehension of the material covered in Module 1 inclusive of lab content.

Assessment details: This quiz will be in the form of multi-choice questions and short answer questions.
Marking criteria: The quiz will be marked against established model answers and undergo a full moderation process

Exam 2: assessing Module 2 and 3 (30%)

Rationale: The aim of the exam is to assess comprehension of the material covered in Module 2 and 3 inclusive of lab content.

Assessment details: This quiz will be in the form of multi-choice questions and short answer questions.

Marking criteria: The quiz will be marked against established model answers and undergo a full moderation process

Exam 3: assessing Module 4 (20%)

Rationale: The aim of the exam is to assess comprehension of the material covered in Module 4 inclusive of lab content.

Assessment details: This quiz will be in the form of multi-choice questions and short answer questions.

Marking criteria: The quiz will be marked against established model answers and undergo a full moderation process

Exam 4: assessing Module 5 and 6 (30%)

Rationale: The aim of the exam is to assess comprehension of the material covered in Module 5 and 6 inclusive of lab content.

Assessment details: This quiz will be in the form of multi-choice questions and short answer questions.

Marking criteria: The quiz will be marked against established model answers and undergo a full moderation process

5.3 Late Submission

An evidence of learning (assessment) item submitted after the due date, without an approved extension from the Course Coordinator, will be penalised. The standard penalty is the reduction of the mark allocated to the assessment item by 5% of the maximum mark applicable for the assessment item, for each working day or part working day that the item is late. Evidence of learning items submitted more than five working days after the due date are awarded zero marks.

Please refer to the Griffith College website - Policy Library > [Assessment Policy](#) for guidelines and penalties for late submission.

5.4 Other Information about Evidence of Learning

Retention of Originals

You must be able to produce a copy of all work submitted if so requested. Copies should be retained until after the release of final results for the course.

Requests for extension

To apply for an extension of time for an evidence of learning item, you must submit an [Application for Extension of Assignment](#) form to your teacher at least 24 hours before the date the assignment is due. Grounds for extensions are usually: serious illness, accident, disability, bereavement or other compassionate circumstances and must be able to be substantiated with relevant documentation [e.g. [Griffith College Student Medical](#)

[Certificate](#)]. Please refer to the Griffith College website - [Policy Library](#) - for guidelines regarding extensions and deferred assessment.

Return of Evidence of Learning Items

1. Marks awarded for in-trimester evidence of learning items, except those being moderated externally with Griffith University, will be available on the Student Portal within fourteen [14] days of the due date. This does not apply to the final evidence of learning item in this course (marks for this item will be provided with the final course result).
2. Students will be advised of their final grade through the Student Portal. Students can review their final exam papers after student grades have been published. Review of final exam papers will not be permitted after the final date to enrol.
3. Marks for **all** evidence of learning items including the final exam (if applicable) will be recorded in the Moodle Course Site and made available to students through the Moodle Course Site.

The sum of your marks of evidence of learning items in this course does not necessarily imply your final grade for the course. Standard grade cut off scores can be varied for particular courses, so you need to wait for the official release of grades to be sure of your grade for this course.

6. Policies & Guidelines

Griffith College assessment-related policies can be found in the [Griffith College Policy Library](#) which include the following policies:

[Assessment Policy](#), [Special Consideration](#), [Deferred Assessment](#), [Alternate Exam Sitings](#), [Medical Certificates](#), [Academic Integrity](#), [Finalisation of Results](#), [Review of Marks](#), [Moderation of Assessment](#), [Turn-it-in Software Use](#). These policies can be accessed within the [Policy Library](#)

Academic Integrity Griffith College is committed to maintaining high academic standards to protect the value of its qualifications. Academic integrity means acting with the values of honesty, trust, fairness, respect and responsibility in learning, teaching and research. It is important for students, teachers, researchers and all staff to act in an honest way, be responsible for their actions, and show fairness in every part of their work. Academic integrity is important for an individual's and the College's reputation.

All staff and students of the College are responsible for academic integrity. As a student, you are expected to conduct your studies honestly, ethically and in accordance with accepted standards of academic conduct. Any form of academic conduct that is contrary to these standards is considered a breach of academic integrity and is unacceptable.

Some students deliberately breach academic integrity standards with intent to deceive. This conscious, pre-meditated form of cheating is considered to be one of the most serious forms of fraudulent academic behaviour, for which the College has zero tolerance and for which penalties, including exclusion from the College, will be applied.

However, Griffith College also recognises many students breach academic integrity standards without intent to deceive. In these cases, students may be required to undertake additional educational activities to remediate their behaviour and may also be provided appropriate advice by academic staff.

As you undertake your studies at Griffith College, your lecturers, tutors and academic advisors will provide you with guidance to understand and maintain academic integrity; however, it is also your responsibility to seek out guidance if and when you are unsure about appropriate academic conduct.

In the case of an allegation of a breach of academic integrity being made against a student he or she may request the guidance and support of a Griffith College Student Learning Advisor or Student Counsellor.

Please ensure that you are familiar with the Griffith College Academic Integrity Policy; this policy provides an overview of some of the behaviours that are considered breaches of academic integrity, as well as the penalties and processes involved when a breach is identified.

For further information please refer to the Griffith College website - Policy Library > [Academic Integrity Policy](#)

Reasonable Adjustments for Assessment – The Disability Services policy

The [Disability Services policy](#) (accessed within the [Policy Library](#)) outlines the principles and processes that guide the College in making reasonable adjustments to assessment for students with disabilities while maintaining academic robustness of its programs.

Risk Assessment Statement

There are no out of the ordinary risks associated with this course.

Copyright © - Griffith College

Note: For all Diploma level programs, Griffith College acknowledges content derived from Griffith University.